

Scheme features

Scheme Type

An Open Ended Debt scheme

Benchmark

CRISIL Liquid Fund Index

Date of Allotment

9th September 2008

Entry Load

Nil⁵

⁵In terms of SEBI circular no. SEBI/IMD/CIR No. 4/ 168230/09 dated June 30, 2009, no entry load will be charged by the Scheme to the investor effective August 1, 2009. Upfront commission shall be paid directly by the investor to the AMFI registered Distributors based on the investors' assessment of various factors including the service rendered by the distributor.

Exit Load

0.10% if redeemed before the 8th day of allotment.

Total Expense Ratio⁶

Retail	0.31%
Institutional	0.26%

Investment Plans

Retail and Institutional Plan

Options

Growth and Dividend

Facilities (Under Dividend Option)

Dividend Reinvestment, (Daily, Weekly, Fortnightly and Monthly Frequency), Dividend Payout (Monthly Frequency*), Dividend Sweep (Monthly Frequency)

* If the Dividend under Payout option is less than or equal to Rs. 100 then it will be by Default reinvested under the Monthly Reinvestment Facility.

Default Option

Retail Plan, Dividend Option, Daily Dividend Reinvestment Facility

Minimum Investment

Retail Plan: Rs. 5,000/- and in multiples of Re.1/- thereafter.

Institutional Plan: Rs. 1 Crore and in multiples of Re.1/- thereafter.

Minimum Additional Investment Amount

Retail Plan: Rs. 1,000/- and in multiples of Re.1/- thereafter.

Institutional Plan: Rs. 1 Lac and in multiples of Re.1/- thereafter.

Minimum Redemption Amount

• Minimum of 50 units & in multiples of 1 unit thereafter or Rs. 500 & in multiples of Re. 1/- thereafter.

• For demat transactions, minimum redemption would be mandatorily 50 units.

• In case of the investors/ units holders having available balance less than Rs. 500/- or less than 50 units in their respective folio on the day of submission of valid redemption request, for the respective plan, the minimum redemption limit would be the available balance.

Fund Manager

Mr. Kapil Punjabi Experience: 4 years. Managing the fund since: December 5, 2009

AUM as on September 30, 2010

Rs. 114.76 (in Cr.)

Average Maturity

0.25 Years

Modified Duration

0.23 Years

Investment Objective

The objective of the Scheme is to provide reasonable returns, commensurate with moderate level of risk and high degree of liquidity, through a portfolio constituted of money market and debt instruments. However, there is no assurance that the investment objective of the Scheme will be realized and the Scheme does not assure or guarantee any returns.

Portfolio

Name of Instrument	Rating	% to Net Assets
MONEY MARKET INSTRUMENT		
Certificate of Deposit**		
State Bank of Patiala	P1+	21.60
IDBI Bank	A1+	20.84
Punjab National Bank	P1+	13.05
ICICI Bank	A1+	13.01
Axis Bank	P1+	4.27
Total		72.77
Commercial Paper**		
Religare Finvest	A1+	21.28
Total		21.28
Cash & Cash Equivalents		
CBLO / Reverse Repo Investments		5.42
Net Receivable/Payable		0.53
Total		5.95
Grand Total		100.00

All corporate ratings are assigned by rating agencies like CRISIL, CARE, ICRA, FITCH.

**Thinly traded/Non traded securities and illiquid securities as defined in SEBI Regulations and Guidelines.

Rating Profile

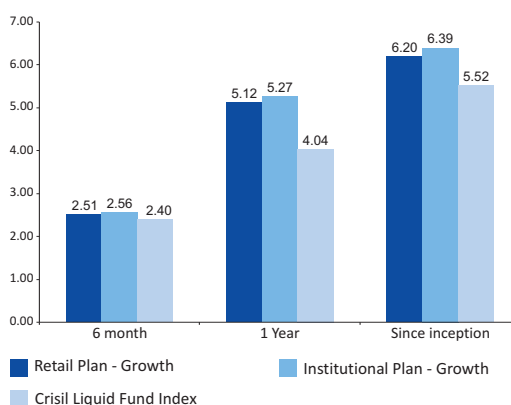
Sector / Rating	Percent
A1+	55.13%
P1+	38.92%
Cash & Cash Equivalent	5.95%
Total	100.00%

NAV as on September 29, 2010

Rs. Per Unit

Retail Plan - Dividend Daily Option	10.0000
Retail Plan - Dividend Weekly Option	10.0000
Retail Plan - Dividend Monthly Option	10.0617
Retail Plan - Dividend Fortnightly Option	10.0083
Retail Plan - Growth Option	11.3150
Institutional Plan - Dividend Daily Option	10.0018
Institutional Plan - Monthly Dividend Option	10.0488
Institutional Plan - Weekly Dividend Option	10.0001
Institutional Plan - Growth Option	11.3582

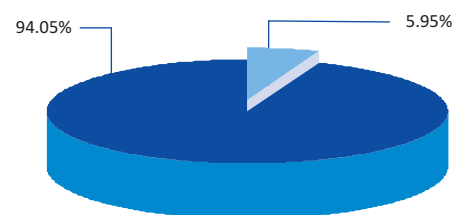
Fund Performances VS Benchmark Index



⁷Current year to date ratio to average AUM. AMC reserves the right to change the expense ratio within the limits prescribed in the Scheme Information Document.

Asset Allocation

■ Money Market Instruments ■ Cash & Cash Equivalent



Dividend History

Record Date	Plan/ Option Name	NAV on Record Date (Rs.)	Retail Dividend Rate (Rs.)	Corporate Dividend Rate (Rs.)
30/07/2010	Retail - Dividend (Monthly)	10.1117	0.059068	0.055052
30/07/2010	Institutional - Dividend (Monthly)	10.0395	0.035110	0.032723
31/08/2010	Retail - Dividend (Monthly)	10.0564	0.036143	0.033685
31/08/2010	Institutional - Dividend (Monthly)	10.0397	0.032771	0.030543
29/09/2010	Retail - Dividend (Monthly)	10.0617	0.039786	0.037081
29/09/2010	Institutional - Dividend (Monthly)	10.0488	0.042366	0.039486

Dividend is declared on the face value of Rs. 10/- per unit. Dividend will be paid subject to availability of distributable surplus. After payment of dividend the NAV of the dividend option of the Scheme falls to the extent of the dividend pay out and statutory levy if any. **Past Performance may or may not be sustained in the future.**

Performance as on September 30, 2010

Plan/ Option Name	Returns (In %)		
	6 Months	1 Year	*Since Inception
Retail Plan - Growth***	2.51	5.12	6.20
Institutional Plan - Growth***	2.56	5.27	6.39
Crisil Liquid Fund Index	2.40	4.04	5.52

Source: www.mutualfundsindia.com

Past performance may or may not be sustained in future.

The above information is not necessarily indicative of future results and may not necessarily provide a basis for comparison with other investments.

*Inception Date is September 9, 2008

***Performance of the dividend option for the investor would be net of the dividend distribution tax, as applicable.

⁸Returns less than one year are absolute and returns equal to or greater than one year are compounded annualized (CAGR).

Risk Factors: Edelweiss Short Term Bond Fund (formerly Edelweiss Liquid Plus Fund) is only the name of the scheme and does not in any manner indicate either the quality of the scheme, its future prospects and return. All Mutual Fund and securities investments are subject to market risk and there can be no assurance that the schemes' objectives will be achieved. As with any investment in securities, the NAV of the Units issued under the Scheme can go up or down depending on the factors and forces affecting the capital markets. Past performance of the Sponsor and their Affiliates/AMC/Mutual Fund & its Scheme(s) does not indicate the future performance of the Scheme and may not necessarily provide a basis for comparison with other investments. Investment in Mutual Fund Units involves investment risks such as trading volumes, settlement risk, liquidity risk, default risk including the possible loss of principal and uncertainty of dividend distribution. As the price / value / interest rates of the securities in which the scheme invests fluctuates, the value of your investment in the scheme may go up or down. Investors are not being offered any guaranteed / assured returns under any scheme of Edelweiss Mutual Fund.

Statutory Details: Edelweiss Mutual Fund is set up as a Trust under the Indian Trusts Act, 1882 by Edelweiss Capital Limited. **Sponsor:** Edelweiss Capital Limited (ECL)(liability restricted to initial contribution of Rs. 1 Lac). **Trustee:** Edelweiss Trusteeship Company Limited (ETCL), a Company registered under the Companies Act, 1956 **Investment Manager:** Edelweiss Asset Management Limited (EAML), a Company registered under the Companies Act, 1956. Copy of the Statement of Additional Information (SAI) / Scheme Information Document (SID) and Key Information Memorandum (KIM) can be obtained from any of our Investor Services Centers as well as from our website www.edelweissmf.com. **Mutual Fund investments are subject to market risks. Please read the Statement of Additional Information (SAI) & Scheme Information Document (SID) of the respective schemes carefully before investing.**

Scheme features

Scheme Type

An Open Ended Gilt scheme

Benchmark

I-Sec Composite Gilt Index

Date of Allotment

6th July 2009

Entry Load

Nil[§]

[§]In terms of SEBI circular no. SEBI/IMD/CIR No. 4/ 168230/09 dated June 30, 2009, no entry load will be charged by the Scheme to the investor effective August 1, 2009. Upfront commission shall be paid directly by the investor to the AMFI registered Distributors based on the investors' assessment of various factors including the service rendered by the distributor.

Exit Load

- Upto 7 days - 0.10%
- Above 7 days - Nil

Total Expense Ratio[¶]

1.11%

Options

Growth and Dividend

Facilities (Under Dividend Option)

Dividend payout, Dividend Sweep & Dividend Reinvestment

Default Option

Growth

Minimum Investment

Retail Plan: Rs. 5,000/- and in multiples of Re.1/- thereafter.

Minimum Additional Investment Amount

Retail Plan: Rs. 1,000/- and in multiples of Re.1/- thereafter.

Minimum Redemption Amount

- Minimum of 50 units & in multiples of 1 unit thereafter or Rs. 500 & in multiples of Re.1/- thereafter.
- For demat transactions, minimum redemption would be mandatorily 50 units.
- In case of the investors/ units holders having available balance less than Rs. 500/- or less than 50 units in their respective folio on the day of submission of valid redemption request, for the respective plan, the minimum redemption limit would be the available balance.

Fund Manager

Mr. Kapil Punjabi **Experience:** 4 years. Managing the fund since: December 5, 2009

AUM as on September 30, 2010

Rs. 0.80 (in Cr.)

Average Maturity

8.08 Years

Modified Duration

4.22 Years

Investment Objective

The investment objective of the scheme is to generate income and capital appreciation by investing predominantly in securities issued by the Government of India or State Governments. However, there is no assurance that the investment objective of the Scheme will be realized and the scheme does not assure or guarantee any returns.

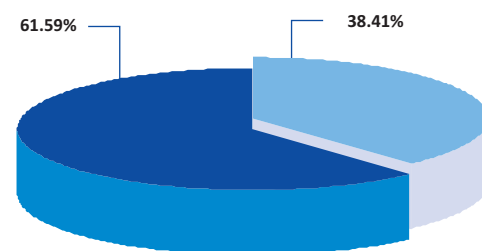
Portfolio

Name of Instrument	Rating	% to Net Assets
CENTRAL GOVERNMENT SECURITIES		
08.28% CGL 2032	SOV	31.02
07.17% CGL 2015	SOV	30.57
Total		61.59
Cash & Cash Equivalents		
CBLO / Reverse Repo Investments		37.44
Net Receivable/Payable		0.97
Total		38.41
Grand Total		100.00

All corporate ratings are assigned by rating agencies like CRISIL, CARE, ICRA, FITCH.

Asset Allocation

■ Government Securities ■ Cash & Cash Equivalent



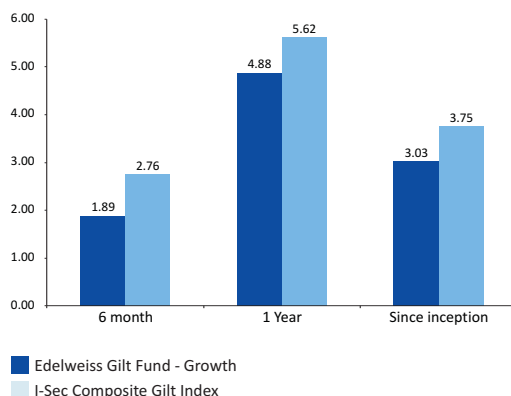
Rating Profile

Sector / Rating	Percent
SOV	61.59%
Cash & Cash Equivalent	38.41%
Total	100.00%

NAV as on September 29, 2010

Plan / Option Name	Rs. Per Unit
Retail Plan - Dividend Option	10.3752
Retail Plan - Growth Option	10.3752

Fund Performances VS Benchmark Index



^{¶¶}Current year to date ratio to average AUM. AMC reserves the right to change the expense ratio within the limits prescribed in the Scheme Information Document.

Performance as on September 30, 2010

Plan/ Option Name	Returns (In %)		
	6 Months	1 Year	*Since Inception
Growth***	1.89	4.88	3.03
I-Sec Composite Gilt Index	2.76	5.62	3.75

Source: www.mutualfundsindia.com

Past performance may or may not be sustained in future.

The above information is not necessarily indicative of future results and may not necessarily provide a basis for comparison with other investments.

*Inception Date is July 6, 2009

***Performance of the dividend option for the investor would be net of the dividend distribution tax, as applicable.

[¶]Returns less than one year are absolute and returns equal to or greater than one year are compounded annualized (CAGR).

Risk Factors: Edelweiss Gilt fund is only the name of the scheme and does not in any manner indicate either the quality of the scheme, its future prospects and return. All Mutual Fund and securities investments are subject to market risk and there can be no assurance that the schemes' objectives will be achieved. As with any investment in securities, the NAV of the Units issued under the Scheme can go up or down depending on the factors and forces affecting the capital markets. Past performance of the Sponsor and their Affiliates/AMC/Mutual Fund & its Scheme(s) does not indicate the future performance of the Scheme and may not necessarily provide a basis of comparison with other investments. Investment in Mutual Fund Units involves investment risks such as trading volumes, settlement risk, liquidity risk, default risk including the possible loss of principal and uncertainty of dividend distribution. As the price / value / interest rates of the securities in which the scheme invests fluctuates, the value of your investment in the scheme may go up or down. Investors are not being offered any guaranteed / assured returns under any scheme of Edelweiss Mutual Fund.

Statutory Details: Edelweiss Mutual Fund is set up as a Trust under the Indian Trusts Act, 1882 by Edelweiss Capital Limited. **Sponsor:** Edelweiss Capital Limited (ECL)(liability restricted to initial contribution of Rs. 1 Lac). **Trustee:** Edelweiss Trusteeship Company Limited (ETCL), a Company registered under the Companies Act, 1956 **Investment Manager:** Edelweiss Asset Management Limited (EAML), a Company registered under the Companies Act, 1956. Copy of the Statement of Additional Information (SAI) / Scheme Information Document (SID) and Key Information Memorandum (KIM) can be obtained from any of our Investor Services Centers as well as from our website www.edelweissmf.com. **Mutual Fund investments are subject to market risks. Please read the Statement of Additional Information (SAI) & Scheme Information Document (SID) of the respective schemes carefully before investing.**

Scheme features

Scheme Type

An Open Ended Income scheme

Benchmark

CRISIL MIP Blended Fund Index

Date of Allotment

24th February 2010

Entry Load

Nil⁵

⁵In terms of SEBI circular no. SEBI/IMD/CR No. 4/ 168230/09 dated June 30, 2009, no entry load will be charged by the Scheme to the investor effective August 1, 2009. Upfront commission shall be paid directly by the investor to the AMFI registered Distributors based on the investors' assessment of various factors including the service rendered by the distributor.

Exit Load

- Upto 30 days - 1%
- Above 30 days - Nil

Total Expense Ratio**

1.25%

Options

Growth and Monthly Dividend

Facilities (Under Dividend Option)

Dividend Reinvestment, Dividend Payout*, and Dividend Sweep

* If the Dividend under Payout option is less than or equal to Rs. 100 then it will be by Default reinvested under the Monthly Reinvestment Facility.

Default Option

Growth

Minimum Investment

Rs. 5,000/- and in multiples of Re.1/- thereafter.

Minimum Additional Investment Amount

Rs. 1,000/- and in multiples of Re.1/- thereafter.

Minimum Redemption Amount

Rs. 1,000/- and in multiples of Re.1/- thereafter.

Fund Manager

Mr. Kapil Punjabi

Experience: 4 years. Managing the fund since inception

AUM as on September 30, 2010

Rs. 30.85 (in Cr.)

Average Maturity

1.41 Years

Modified Duration

1.21 Years

Investment Objective

The investment objective of the scheme is to generate returns that are consistent with the moderate levels of risk and liquidity through active management of a diversified portfolio constituted of debt and money market instruments, securitized debt, government securities, and equity & equity related instruments. However, there is no assurance that the investment objective of the Scheme will be realized and the Scheme does not assure or guarantee any returns.

Portfolio

Name of Instrument	Rating	% to Net Assets
BONDS & NCDs		
Listed / awaiting listing on the stock exchanges		
Tata Capital	AA+	15.99
ETHL Communications Holding	AAA	15.25
Power Grid Corporation of India	AAA	0.40
Reliance Capital	AAA	15.62
L&T Finance	AA+	16.07
Shriram Transport Finance Co.	AA	16.24
Total		79.57
MONEY MARKET INSTRUMENT		
Certificate of Deposit**		
IDBI Bank	P1+	15.36
Total		15.36
Cash & Cash Equivalents		
CBLO / Reverse Repo Investments		2.23
Net Receivable/Payable		2.84
Total		5.07
Grand Total		100.00

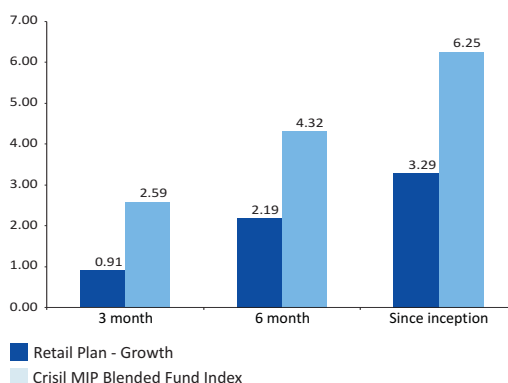
All corporate ratings are assigned by rating agencies like CRISIL, CARE, ICRA, FITCH.

**Thinly traded/Non traded securities and illiquid securities as defined in SEBI Regulations and Guidelines.

Rating Profile

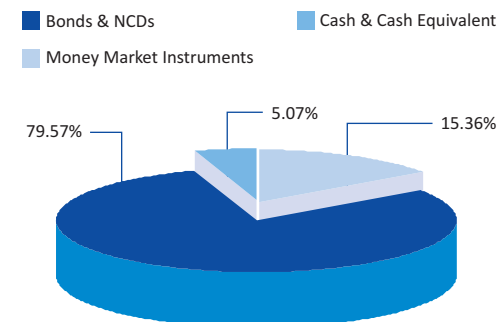
Sector / Rating	Percent
AAA	31.27%
AA+	32.06%
AA	16.24%
P1+	15.36%
Cash & Cash Equivalent	5.07%
Total	100.00%

Fund Performances VS Benchmark Index



**Current year to date ratio to average AUM. AMC reserves the right to change the expense ratio within the limits prescribed in the Scheme Information Document.

Asset Allocation



Dividend History

Record Date	Plan/ Option Name	NAV on Record Date (Rs.)	Retail Dividend Rate (Rs.)	Corporate Dividend Rate (Rs.)
30/07/2010**	Monthly Dividend	-	-	-
31/08/2010**	Monthly Dividend	-	-	-
29/09/2010**	Monthly Dividend	-	-	-

Dividend is declared on the face value of Rs. 10/- per unit. Dividend will be paid subject to availability of distributable surplus. After payment of dividend the NAV of the dividend option of the Scheme falls to the extent of the dividend pay out and statutory levy if any. **Past Performance may or may not be sustained in the future.**

**No dividend was declared due to unavailability of distributable surplus.

NAV as on September 29, 2010

	Rs. Per Unit
Growth Option	10.3294
Dividend Option	10.0828

Performance as on September 30, 2010

Plan/ Option Name	Returns (In %)		
	3 Months	6 Months	*Since Inception
Growth***	0.91	2.19	3.29
Crisil MIP Blended Fund Index	2.59	4.32	6.25

Source: www.mutualfundsindia.com

Past performance may or may not be sustained in future.

The above information is not necessarily indicative of future results and may not necessarily provide a basis for comparison with other investments.

*Inception Date is February 24, 2010

***Performance of the dividend option for the investor would be net of the dividend distribution tax, as applicable.

*Returns shown above are absolute returns as the scheme has not completed one year of existence

Risk Factors: Edelweiss Income Advantage Fund is only the name of the scheme and does not in any manner indicate either the quality of the scheme, its future prospects and return. All Mutual Fund and securities investments are subject to market risk and there can be no assurance that the schemes' objectives will be achieved. As with any investment in securities, the NAV of the Units issued under the Scheme can go up or down depending on the factors and forces affecting the capital markets. Past performance of the Sponsor and their Affiliates/AMC/Mutual Fund & its Scheme(s) does not indicate the future performance of the Scheme and may not necessarily provide a basis of comparison with other investments. Investment in Mutual Fund Units involves investment risks such as trading volumes, settlement risk, liquidity risk, default risk including the possible loss of principal and uncertainty of dividend distribution. As the price / value / interest rates of the securities in which the scheme invests fluctuates, the value of your investment in the scheme may go up or down. Investors are not being offered any guaranteed / assured returns under any scheme of Edelweiss Mutual Fund.

Statutory Details: Edelweiss Mutual Fund is set up as a Trust under the Indian Trusts Act, 1882 by Edelweiss Capital Limited. **Sponsor:** Edelweiss Capital Limited (ECL)(liability restricted to initial contribution of Rs. 1 Lac). **Trustee:** Edelweiss Trusteeship Company Limited (ETCL), a Company registered under the Companies Act, 1956 **Investment Manager:** Edelweiss Asset Management Limited (EAML), a Company registered under the Companies Act, 1956. Copy of the Statement of Additional Information (SAI) / Scheme Information Document (SID) and Key Information Memorandum (KIM) can be obtained from any of our Investor Services Centers as well as from our website www.edelweissmf.com. **Mutual Fund investments are subject to market risks. Please read the Statement of Additional Information (SAI) & Scheme Information Document (SID) of the respective schemes carefully before investing.**

Scheme features

Scheme Type

An Open Ended Liquid scheme

Benchmark

CRISIL Liquid Fund Index

Date of Allotment

9th September 2008

Entry Load

Nil[†]

[‡]In terms of SEBI circular no. SEBI/IMD/CIR No. 4/ 168230/09 dated June 30, 2009, no entry load will be charged by the Scheme to the investor effective August 1, 2009. Upfront commission shall be paid directly by the investor to the AMFI registered Distributors based on the investors' assessment of various factors including the service rendered by the distributor.

Exit Load

Nil

Total Expense Ratio^{***}

Retail	0.38%
Institutional	0.15%
Super Institutional	0.13%

Investment Plans

Retail, Institutional and Super Institutional Plan

Options

Growth and Dividend

Facilities (Under Dividend Option)

Dividend Reinvestment, (Daily, Weekly, Fortnightly and Monthly Frequency), Dividend Payout (Monthly Frequency*), Dividend Sweep (Monthly Frequency)

* If the Dividend under Payout option is less than or equal to Rs. 100 then it will be by Default reinvested under the Monthly Reinvestment Facility.

Default Option

Retail Plan, Dividend Option, Daily Dividend Reinvestment Facility

Minimum Investment

Retail Plan: Rs. 10,000/- and in multiples of Re.1/- thereafter.

Institutional Plan: Rs. 1 Crore and in multiples of Re.1/- thereafter.

Super Institutional Plan: Rs. 10 Crores and in multiples of Re.1/- thereafter.

Minimum Additional Investment Amount

Retail Plan: Rs. 1,000/- and in multiples of Re.1/- thereafter.

Institutional Plan: Rs. 1 Lac and in multiples of Re.1/- thereafter.

Super Institutional Plan: Rs. 10 Lacs and in multiples of Re.1/- thereafter.

Minimum Redemption Amount

• Minimum of 50 units & in multiples of 1 unit thereafter or Rs. 500 & in multiples of Rs. 1/- thereafter.

• For demat transactions, minimum redemption would be mandatorily 50 units.

• In case of the investors/ units holders having available balance less than Rs. 500/- or less than 50 units in their respective folio on the day of submission of valid redemption request, for the respective plan, the minimum redemption limit would be the available balance.

Fund Manager

Mr. Kapil Punjabi **Experience:** 4 years Managing the fund since: December 5, 2009

AUM as on September 30, 2010

Rs. 0.13 (in Cr.)

Average Maturity

0.0027 Years

Modified Duration

0.0027 Years

Investment Objective

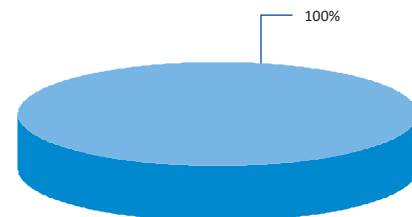
The objective of the Scheme is to provide optimal returns, commensurate with low risk and high degree of liquidity, through a portfolio constituted of money market & short term debt instruments. However, there is no assurance that the investment objective of the Scheme will be realized and the Scheme does not assure or guarantee any returns.

Portfolio

Name of Instrument	Rating	% to Net Assets
Cash & Cash Equivalents		
CBLO / Reverse Repo Investments		99.24
Net Receivable/Payable		0.76
Total		100.00

Asset Allocation

■ Cash & Cash Equivalent



Rating Profile

Sector / Rating	Percent
Cash & Cash Equivalent	100.00%
Total	100.00%

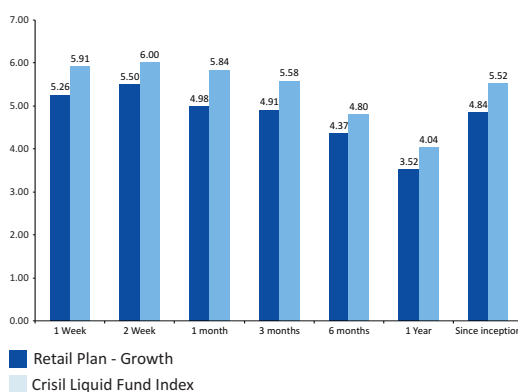
NAV as on September 30, 2010

Rs. Per Unit

Retail Plan - Dividend Daily Option	10.0000
Retail Plan - Dividend Weekly Option [^]	-
Retail Plan - Dividend Monthly Option	10.0402
Retail Plan - Dividend Fortnightly Option [^]	-
Retail Plan - Growth Option	11.0212
Institutional Plan - Growth Option [^]	-
Institutional Plan - Dividend Daily Option [^]	-

[^] There are no investors under this option

Fund Performances VS Benchmark Index



^{***} Current year to date ratio to average AUM. AMC reserves the right to change the expense ratio within the limits prescribed in the Scheme Information Document.

Dividend History

Record Date	Plan/ Option Name	NAV on Record Date (Rs.)	Retail Dividend Rate (Rs.)	Corporate Dividend Rate (Rs.)
30/07/2010	Retail - Dividend (Monthly)	10.0391	0.031550	0.031550
31/08/2010	Retail - Dividend (Monthly)	10.1117	0.032906	0.032906
29/09/2010	Retail - Dividend (Monthly)	10.0385	0.032760	0.032760

Dividend is declared on the face value of Rs. 10/- per unit. Dividend will be paid subject to availability of distributable surplus. After payment of dividend the NAV of the dividend option of the Scheme falls to the extent of the dividend pay out and statutory levy if any. **Past Performance may or may not be sustained in the future.**

Performance as on September 30, 2010

Plan/ Option Name	#Returns (In %)						
	1 Week	2 Weeks	1 Month	3 Months	6 Months	1 Year	*Since Inception
Retail Plan - Growth***	5.26	5.50	4.98	4.91	4.37	3.52	4.84
Institutional Plan - Growth [‡]	-	-	-	-	-	-	-
Crisil Liquid Fund Index	5.91	6.00	5.84	5.58	4.80	4.04	5.52

Source: www.mutualfundsindia.com

Past performance may or may not be sustained in future.

The above information is not necessarily indicative of future results and may not necessarily provide a basis for comparison with other investments.

*Inception Date is September 9, 2008

[‡]Since there are no investors in the Plan as on September 30th, 2010, performance data has not been provided.

^{***} Performance of the dividend option for the investor would be net of the dividend distribution tax, as applicable.

[#]Returns less than one year are absolute and returns equal to or greater than one year are compounded annualized (CAGR).

Risk Factors: Edelweiss Liquid fund is only the name of the scheme and does not in any manner indicate either the quality of the scheme, its future prospects and return. All Mutual Fund and securities investments are subject to market risk and there can be no assurance that the schemes' objectives will be achieved. As with any investment in securities, the NAV of the Units issued under the Scheme can go up or down depending on the factors and forces affecting the capital markets. Past performance of the Sponsor and their Affiliates/AMC/Mutual Fund & its Scheme(s) does not indicate the future performance of the Scheme and may not necessarily provide a basis for comparison with other investments. Investment in Mutual Fund Units involves investment risks such as trading volumes, settlement risk, liquidity risk, default risk including the possible loss of principal and uncertainty of dividend distribution. As the price / value / interest rates of the securities in which the scheme invests fluctuates, the value of your investment in the scheme may go up or down. Investors are not being offered any guaranteed / assured returns under any scheme of Edelweiss Mutual Fund.

Statutory Details: Edelweiss Mutual Fund is set up as a Trust under the Indian Trusts Act, 1882 by Edelweiss Capital Limited. **Sponsor:** Edelweiss Capital Limited (ECL)(liability restricted to initial contribution of Rs. 1 Lac). **Trustee:** Edelweiss Trusteeship Company Limited (ETCL), a Company registered under the Companies Act, 1956 **Investment Manager:** Edelweiss Asset Management Limited (EAML), a Company registered under the Companies Act, 1956. Copy of the Statement of Additional Information (SAI) / Scheme Information Document (SID) and Key Information Memorandum (KIM) can be obtained from any of our Investor Services Centers as well as from our website www.edelweissmf.com. **Mutual Fund investments are subject to market risks. Please read the Statement of Additional Information (SAI) & Scheme Information Document (SID) of the respective schemes carefully before investing.**

Scheme features

Scheme Type

An Open Ended Equity scheme

Benchmark

CRISIL MIP Blended Index

Date of Allotment

20th August 2009

Entry Load

Nil⁵

⁵In terms of SEBI circular no. SEBI/IMD/CIR No. 4/ 168230/09 dated June 30, 2009, no entry load will be charged by the Scheme to the investor effective August 1, 2009. Upfront commission shall be paid directly by the investor to the AMFI registered Distributors based on the investors' assessment of various factors including the service rendered by the distributor.

Exit Load

Under normal circumstances as well as under Expiry Day Trigger Facility:

- If the Units are redeemed/switced-out on or before 180 days from the date of allotment: 1%
- If the Units are redeemed/switced-out on or before 180 days but on or before 365 days from the date of allotment: 0.50%
- If the Units are redeemed/switced-out after 365 days from the date of allotment: Nil

Total Expense Ratio⁶

1.45%

Options

Growth and Dividend Facilities (Under Dividend Option)

Reinvestment, payout & Sweep Facility

(Default Facility - Dividend Reinvestment)

Default Option

Growth

Minimum Investment

Minimum of Rs. 5,000/- and in multiples of Re.1/- thereafter.

Minimum Additional Investment Amount
Minimum of Rs. 1,000/- and in multiples of Re.1/- thereafter.

Minimum Redemption Amount

• Minimum of 50 units & in multiples of 1 unit thereafter or Rs. 500 & in multiples of Re. 1/- thereafter.

• For demat transactions, minimum redemption would be mandatorily 50 units.

• In case of the investors/ units holders having available balance less than Rs. 500/- or less than 50 units in their respective folio on the day of submission of valid redemption request, for the respective plan, the minimum redemption limit would be the available balance.

Ratios

Standard deviation 4.99%
Sharpe ratio 5.55
Portfolio beta 0.31
R squared 0.73

Risk Free rate considered for the above

= 7.90% pa. (10 years G sec bond)

Please note: Standard deviation and Sharpe ratio are Annualized.

Potfolio Turnover Ratio ^ 11.63 times

^ Lower of sales or purchase dividend by average AUM for last rolling 12 months.

Co-Fund Managers

Mr. Paul Parampreet - Experience: 5 years
Managing the fund since: February 4,2010

Mr. Gavrav Khandelwal - Experience: Overall 6 years
Managing the fund since : June 29,2010

AUM as on September 30, 2010

Rs. 41.02 (in Cr.)

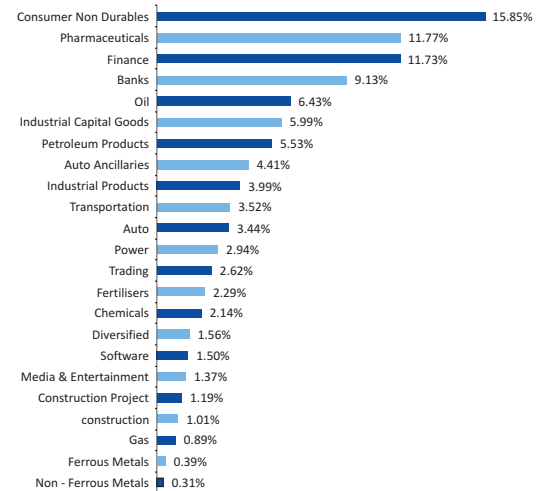
Investment Objective

The primary objective of the scheme will be to generate absolute returns with low volatility over a longer tenure of time. The scheme will invest in arbitrage opportunities, equity derivative strategies, pure equity investments and the balance in debt and money market instruments. The Scheme proposes to allocate assets to both equity and debt markets based upon the market view. However there is no assurance that the investment objective of the scheme will be realized.

Portfolio

Name of Instrument	Industry	% to Net Assets
EQUITY & EQUITY RELATED		
Listed / awaiting listing on the stock exchanges		
		66.80
Cairn India	Oil	3.84
Areva T&D India	Industrial Capital Goods	2.41
Balaji Distilleries	Consumer Non Durables	2.38
Titan Industries	Consumer Non Durables	1.95
Asian Paints	Consumer Non Durables	1.80
Shriram Transport Finance Co.	Finance	1.52
LIC Housing Finance	Finance	1.39
Coromandel International	Fertilisers	1.37
Microsec Financial #	Finance	1.35
Jet Airways (India)	Transportation	1.34
Mahindra & Mahindra Financial Services	Finance	1.32
Bosch	Auto Ancillaries	1.31
Oriental Bank of Commerce	Banks	1.30
UCO Bank	Banks	1.30
Opto Circuits (India)	Pharmaceuticals	1.29
Godrej Industries	Chemicals	1.28
Bharat Forge	Industrial Products	1.24
Emami	Consumer Non Durables	1.24
Central Bank of India	Banks	1.23
Cummins India	Industrial Products	1.14
Sun Pharmaceuticals Industries	Pharmaceuticals	1.13
Adani Enterprises	Trading	1.01
Lupin	Pharmaceuticals	1.01
Cadila Healthcare	Pharmaceuticals	0.98
Hindustan Unilever	Diversified	0.93
GlanSmithKline Pharmaceuticals	Pharmaceuticals	0.83
Bharat Petroleum Corpn.	Petroleum Products	0.92
NTPC	Power	0.89
Indian Oil Corporation	Petroleum Products	0.89
Dabur India	Consumer Non Durables	0.87
Torrent Power	Power	0.86
Cipla	Pharmaceuticals	0.85
Dr. Reddy's Laboratories	Pharmaceuticals	0.84
Hindustan Petroleum Corporation	Petroleum Products	0.83
Sun TV Network	Media & Entertainment	0.82
Bharat Electronics	Industrial Capital Goods	0.80
United Breweries	Consumer Non Durables	0.76
Container Corporation of India	Transportation	0.76
Canara Bank	Banks	0.73
Volta	Construction Project	0.71
Power Finance Corporation	Finance	0.71
Exide Industries	Auto Ancillaries	0.71
Castrol India	Petroleum Products	0.67
Bajaj Auto	Auto	0.66
Andhra Bank	Banks	0.65
Ashok Leyland	Auto	0.63
Bhambhani Sumi Systems	Auto Ancillaries	0.61
Godrej Properties	construction	0.60
MMTC	Trading	0.55
Mahindra & Mahindra	Auto	0.54
IOC India	Gas	0.53
Wipro	Software	0.53
Rural Electrification Corporation	Finance	0.49
Tata Consultancy Services	Software	0.37
Crompton Greaves	Industrial Capital Goods	0.37
Pioneer Distilleries	Consumer Non Durables	0.24
JSW Steel	Ferrous Metals	0.23
Bank of Baroda	Banks	0.22
Infrastructure Development Finance Company	Finance	0.22
Tata Motors	Auto	0.22
ITC	Consumer Non Durables	0.21
Hindustan Zinc	Non - Ferrous Metals	0.19
Total		59.67
Listed / awaiting listing on the stock exchanges: Reversed Positions		
IDBI Bank Oct 2010 (Expiry 28-Oct-2010)	Banks	(0.37)
IDBI Bank	Banks	(0.37)
Steel Authority of India Oct 2010 (Expiry 28-Oct-2010)	Ferrous Metals	(0.81)
Steel Authority of India	Ferrous Metals	(0.80)
Essar Oil Oct 2010 (Expiry 28-Oct-2010)	Petroleum Products	(0.89)
Essar Oil	Petroleum Products	(0.88)
Kingfisher Airlines Oct 2010 (Expiry 28-Oct-2010)	Transportation	(0.95)
Kingfisher Airlines	Transportation	(0.94)
Praj Industries Oct 2010 (Expiry 28-Oct-2010)	Industrial Capital Goods	(1.09)
Praj Industries	Industrial Capital Goods	(1.08)
Hindustan Petroleum Corporation Oct 2010 (Expiry 30-Sep-10)	Petroleum Products	(1.37)
Hindustan Petroleum Corporation	Petroleum Products	(1.36)
Videocon Industries Oct 2010 (Expiry 28-Oct-2010)	Consumer Durables	(1.74)
Videocon Industries	Consumer Durables	(1.72)
United Spirits ⁸ Oct 2010(Expiry 28-Oct-2010)	Consumer Non Durables	(2.80)
DERIVATIVES		
NIFTY 5800 Put Oct 2010 (Expiry 28-Oct-2010)	Index Option	0.09
NIFTY Index Future Oct 2010 (Expiry 28-Oct-2010)	Index Future	(5.81)
OTHERS		
Cash & Cash Equivalents		33.20
Fixed Deposit		
HDFC Bank (Maturity 03-Dec-10)	Unrated	1.22
Citibank N.A. (Maturity 14-Mar-11)	Unrated	1.22
Citibank N.A. (Maturity 23-Mar-11)	Unrated	0.61
Citibank N.A. (Maturity 22-Mar-11)	Unrated	0.61
CBLO / Reverse Repo Investments		4.89
Net Receivable/Payable		24.65
Grand Total		100.00
Notes:		
Total Exposure to illiquid securities is 0.00% of the portfolio; i.e. Rs.0.00 lakhs		
#Pending Listing on Stock Exchange		
Fixed Deposit placed under margin : Rs. 150 (in Lakhs)		
Total Exposure to derivative instruments (excluding reversed positions) as on 30/09/2010 : Rs. 242.2(in Lakhs)		
@The short future positions are taken as hedge against pending corporate actions		
⁸ Current year to date ratio to average AUM. AMC reserves the right to change the expense ratio within the limits prescribed in the Scheme Information Document.		

Asset Allocation



NAV as on September 30, 2010

Rs. Per Unit

Growth Option	11.45
Dividend Option	11.45

Performance as on September 30, 2010

Plan/ Option Name	Returns (In %)		
	6 Months	1 Year	*Since Inception
Growth***	9.15	13.25	12.94
CRISIL MIP Blended Index	4.44	7.54	9.12

Source: www.mutualfundsindia.com

Past performance may or may not be sustained in future.

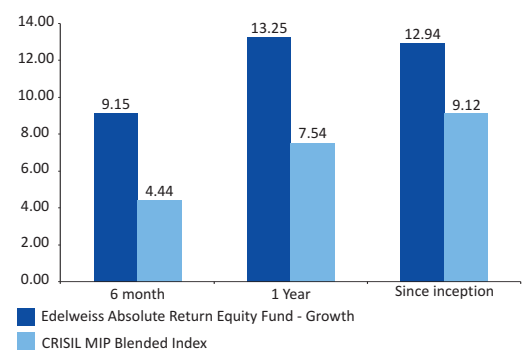
The above information is not necessarily indicative of future results and may not necessarily provide a basis for comparison with other investments.

*Inception Date is August 20, 2009

***Performance of the dividend option for the investor would be net of the dividend distribution tax, as applicable.

#Returns less than one year are absolute and returns equal to or greater than one year are compounded annualized (CAGR).

Fund Performances VS Benchmark Index



Risk Factors: Edelweiss Absolute Return Equity Fund is only the name of the scheme and does not in any manner indicate either the quality of the scheme, its future prospects and return. All Mutual Fund and securities investments are subject to market risk and there can be no assurance that the schemes' objectives will be achieved. As with any investment in securities, the NAV of the Units issued under the Scheme can go up or down depending on the factors and forces affecting the capital markets. Past performance of the Sponsor and their Affiliates/AMC/Mutual Fund & its Scheme(s) does not indicate the future performance of the Scheme and may not necessarily provide a basis for comparison with other investments. Investment in Mutual Fund Units involves investment risks such as trading volumes, settlement risk, liquidity risk, default risk including the possible loss of principal and uncertainty of dividend distribution. As the price / value / interest rates of the securities in which the scheme invests fluctuates, the value of your investment in the scheme may go up or down. Investors are not being offered any guaranteed / assured returns under any scheme of Edelweiss Mutual Fund. **Statutory Details:** Edelweiss Mutual Fund is set up as a Trust under the Indian Trusts Act, 1882 by Edelweiss Capital Limited. **Sponsor:** Edelweiss Capital Limited (ECL)(liability restricted to initial contribution of Rs. 1 Lac). **Trustee:** Edelweiss Trusteeship Company Limited (ETCL), a Company registered under the Companies Act, 1956 **Investment Manager:** Edelweiss Asset Management Limited (EAML), a Company registered under the Companies Act, 1956. Copy of the Statement of Additional Information (SAI) / Scheme Information Document (SID) and Key Information Memorandum (KIM) can be obtained from any of our Investor Services Centers as well as from our website www.edelweissmf.com. **Mutual Fund investments are subject to market risks. Please read the Statement of Additional Information (SAI) & Scheme Information Document (SID) of the respective schemes carefully before investing.**

Edelweiss

DIVERSIFIED GROWTH EQUITY TOP 100 (E.D.G.E. Top 100) Fund

(formerly Edelweiss Diversified Growth Equity (E.D.G.E.) Fund)

September 30, 2010

Scheme features

Scheme Type

An Open Ended Equity scheme

Benchmark

S&P CNX Nifty*

Date of Allotment

20th May 2009

Entry Load

Nil[†]

[†]In terms of SEBI circular no. SEBI/IMD/CIR No. 4/ 168230/09 dated June 30, 2009, no entry load will be charged by the Scheme to the investor effective August 1, 2009. Upfront commission shall be paid directly by the investor to the AMFI registered Distributors based on the investors' assessment of various factors including the service rendered by the distributor.

Exit Load

Under normal circumstances as well as under

Expiry Day Trigger Facility:

- If the Units are redeemed/switced-out on or before 180 days from the date of allotment: 1%
- If the Units are redeemed/switced-out on or before 180 days but on or before 365 days from the date of allotment: 0.50%
- If the Units are redeemed/switced-out after 365 days from the date of allotment: Nil

Plans

Plan A, Plan B, Plan C

(Default plan - If the investor fails to mention any plan - Plan A)

Total Expense Ratio**

Plan A :	2.26%
Plan B :	2.05%
Plan C :	1.84%

Options

Growth and Dividend

Facilities (Under Dividend Option)

Reinvestment, Payout & Sweep Facility (Default Facility - Dividend Reinvestment)

Default Option

Growth

Minimum Investment

Plan A - Rs. 1,000/- and multiples of Re.1/-
Plan B - Rs. 1,00,000/- and multiples of Re.1/-
Plan C - Rs. 10,00,000/- and multiples of Re.1/-

Minimum Additional Investment Amount

Minimum of Rs.1,000/- and in multiples of Re.1/- thereafter.

Minimum Redemption Amount

- Minimum of 50 units & in multiples of 1 unit thereafter or Rs. 500 & in multiples of 1/- thereafter.
- For demat transactions, minimum redemption would be mandatorily 50 units.
- In case of the investors/ units holders having available balance less than Rs. 500/- or less than 50 units in their respective folio on the day of submission of valid redemption request, for the respective plan, the minimum redemption limit would be the available balance.

Ratios

Standard deviation	10.38%
Sharpe ratio	6.84
Portfolio beta	0.69
R squared	0.78

Risk Free rate considered for the above = 7.90% pa. (10 years G sec bond)

Please note: Standard deviation and Sharpe ratio are Annualized.

Potrfolio Turnover Ratio [^] 7.44 times

[^] Lower of sales or purchase dividend by average AUM for last rolling 12 months.

Co-Fund Managers

Mr. Paul Parampreet - Experience: 5 years Managing the fund since: February 4,2010

Mr. Karthik Visvanathan - Experience: Around 3 years Managing the fund since : June 29,2010

AUM as on September 30, 2010

Rs. 18.66 (in Cr.)

Investment Objective

The primary objective of the Fund is to generate long term capital growth from a diversified portfolio, investing predominantly in equity and equity related securities. However, there is no assurance that the investment objective of the Scheme will be realized and the Scheme does not assure or guarantee any returns.

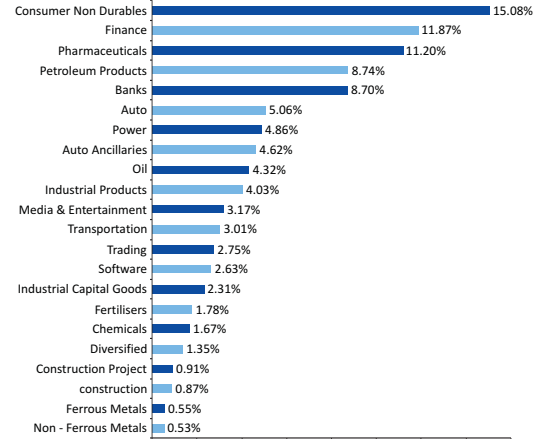
Portfolio

Name of Instrument	Industry	% to Net Assets
EQUITY & EQUITY RELATED		
70.27		
Listed / awaiting listing on the stock exchanges		
Titan Industries	Consumer Non Durables	3.90
Asian Paints	Consumer Non Durables	3.68
Reliance Industries	Petroleum Products	2.92
Torrent Power	Power	2.47
Shriram Transport Finance Co.	Finance	2.39
Oil & Natural Gas Corpn	Oil	2.30
Sun TV Network	Media & Entertainment	2.23
Bosch	Auto Ancillaries	2.00
Power Finance Corporation	Finance	1.87
Cummins India	Industrial Products	1.61
Bajaj Auto	Auto	1.48
Canara Bank	Banks	1.48
UC Housing Finance	Finance	1.35
Cadila Healthcare	Pharmaceuticals	1.33
Sun Pharmaceuticals Industries	Pharmaceuticals	1.33
Lupin	Pharmaceuticals	1.28
Oriental Bank of Commerce	Banks	1.26
Coromandel International	Fertilisers	1.25
Mahindra & Mahindra Financial Services	Finance	1.25
Adani Enterprises	Trading	1.25
Jet Airways (India)	Transportation	1.23
Bharat Forge	Industrial Products	1.22
Central Bank of India	Banks	1.22
UCO Bank	Banks	1.20
Godrej Industries	Chemicals	1.17
Opto Circuits (India)	Pharmaceuticals	1.15
Emami	Consumer Non Durables	1.15
Wipro	Software	1.12
Rural Electrification Corporation	Finance	1.11
Mahindra & Mahindra	Auto	1.10
GlaxoSmithKline Pharmaceuticals	Pharmaceuticals	0.97
Hindustan Unilever	Diversified	0.95
NTPC	Power	0.94
Dabur India	Consumer Non Durables	0.93
Cipla	Pharmaceuticals	0.92
Bharat Electronics	Industrial Capital Goods	0.89
Container Corporation of India	Transportation	0.89
Dr. Reddy's Laboratories	Pharmaceuticals	0.88
Indian Oil Corporation	Petroleum Products	0.88
Bharat Petroleum Corpn.	Petroleum Products	0.86
Hindustan Petroleum Corporation	Petroleum Products	0.86
Crompton Greaves	Industrial Capital Goods	0.73
Cairn India	Oil	0.73
Tata Consultancy Services	Software	0.72
MMTC	Trading	0.69
Volta	Construction Project	0.64
Exide Industries	Auto Ancillaries	0.63
Castrol India	Petroleum Products	0.62
Motherson Sumi Systems	Auto Ancillaries	0.62
Godrej Properties	construction	0.61
Andhra Bank	Banks	0.60
Astok Leyland	Auto	0.59
United Breweries	Consumer Non Durables	0.58
JSW Steel	Ferrous Metals	0.39
Infrastructure Development Finance Company	Finance	0.38
Tata Motors	Auto	0.37
Hindustan Zinc	Non - Ferrous Metals	0.37
ITC	Consumer Non Durables	0.37
Bank of Baroda	Banks	0.36
DERIVATIVES		
NIFTY Index Future Oct 2010 (Expiry 28-Oct-2010)	Index Future	29.59
NIFTY 5800 Put Oct 2010 (Expiry 28-Oct-2010)	Index Option	0.09
OTHERS		
29.73		
Cash & Cash Equivalents		
Fixed Deposit		
HDFC Bank (Maturity 19-Dec-11)	Unrated	3.22
HDFC Bank (Maturity 12-Dec-11)	Unrated	2.14
CBLO / Reverse Repo Investments		25.24
Net Receivable/Payable		(0.85)
Grand Total		100.00

Notes:
Total Exposure to illiquid securities is 0.00% of the portfolio; i.e. Rs.0.00 lakhs
Fixed Deposit placed under margin : Rs. 100 (in Lakhs)
Total Exposure to derivative instruments (excluding reversed positions) as on 30/09/2010 : Rs. 553.75 (in Lakhs)

**Current year to date ratio on average AUM. AMC reserves the right to change the expense ratio within the limits prescribed in the Scheme Information Document.

Asset Allocation



NAV as on September 30, 2010

Rs. Per Unit

Plan A - Growth Option	15.01
Plan B - Growth Option	15.07
Plan C - Growth Option	15.11
Plan A - Dividend Option	15.01
Plan B - Dividend Option	15.06
Plan C - Dividend Option	15.11

Performance as on September 30, 2010

Plan/ Option Name	Returns (In %)		
	6 Months	1 Year	*Since Inception
Plan A - Growth***	15.20	20.27	34.67
Plan B - Growth***	15.39	20.56	35.07
Plan C - Growth***	15.43	20.78	35.33
S & P CNX Nifty	14.88	18.61	28.78

Source: www.mutualfundsindia.com

Past performance may or may not be sustained in future.

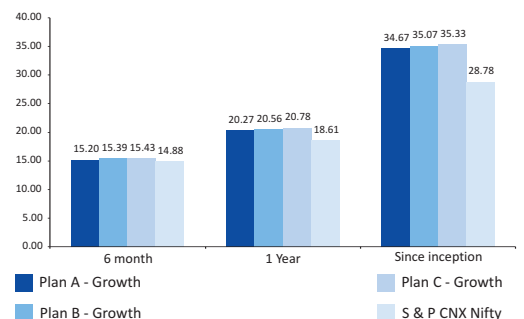
The above information is not necessarily indicative of future results and may not necessarily provide a basis for comparison with other investments.

*Inception Date is May 20, 2009

***Performance of the dividend option for the investor would be net of the dividend distribution tax, as applicable.

#Returns less than one year are absolute and returns equal to or greater than one year are compounded annualized (CAGR).

Fund Performances VS Benchmark Index



Risk Factors: Edelweiss Diversified Growth Equity Top 100 (E.D.G.E. Top 100) Fund (formerly Edelweiss Diversified Growth Equity (E.D.G.E.) Fund) is only the name of the scheme and does not in any manner indicate either the quality of the scheme, its future prospects and return. All Mutual Fund and securities investments are subject to market risk and there can be no assurance that the schemes' objectives will be achieved. As with any investment in securities, the NAV of the Units issued under the Scheme can go up or down depending on the factors and forces affecting the capital markets. Past performance of the Sponsor and their Affiliates/AMC/Mutual Fund & its Scheme(s) does not indicate the future performance of the Scheme and may not necessarily provide a basis of comparison with other investments. Investment in Mutual Fund Units involves investment risks such as trading volumes, settlement risk, liquidity risk, default risk including the possible loss of principal and uncertainty of dividend distribution. As the price / value / interest rates of the securities in which the scheme invests fluctuates, the value of your investment in the scheme may go up or down. Investors are not being offered any guaranteed / assured returns under any scheme of Edelweiss Mutual Fund

#Disclaimer: "S&P" and "Standard and Poor's" are trademarks of the McGraw-hill Companies, Inc. ("S&P"), and have been licensed for use by India Index Services & Products Limited in connection with the S&P CNX Nifty Index. "The Product is not sponsored, endorsed, sold or promoted by India Index Services & Products Limited ("IISL") or Standard & Poor's, a division of The McGraw-Hill Companies, Inc. ("S&P"). Neither IISL nor S&P makes any representation or warranty, express or implied, to the owners of the Product or any member of the public regarding the advisability of investing in securities generally or in the Product. Please read the full Disclaimers in relation to the S&P CNX Nifty Index in the Offer Document / Prospectus / Information Statement."

Statutory Details: Edelweiss Mutual Fund is set up as a Trust under the Indian Trusts Act, 1882 by Edelweiss Capital Limited. Sponsor: Edelweiss Capital Limited (ECL)(liability restricted to initial contribution of Rs. 1 Lac).Trustee: Edelweiss Trusteeship Company Limited (ETCL), a Company registered under the Companies Act, 1956 Investment Manager: Edelweiss Asset Management Limited (EAML), a Company registered under the Companies Act, 1956. Copy of the Statement of Additional Information (SAI) / Scheme Information Document (SID) and Key Information Memorandum (KIM) can be obtained from any of our Investor Services Centers as well as from our website www.edelweissmf.com. Mutual Fund investments are subject to market risks. Please read the Statement of Additional Information (SAI) & Scheme Information Document (SID) of the respective schemes carefully before investing.

Scheme features

Scheme Type

An Open Ended Equity scheme

Benchmark

S&P CNX Nifty[#]

Date of Allotment

16th June 2009

Entry Load

Nil¹

¹In terms of SEBI circular no. SEBI/IMD/CIR No. 4/ 168230/09 dated June 30, 2009, no entry load will be charged by the Scheme to the investor effective August 1, 2009. Upfront commission shall be paid directly by the investor to the AMFI registered Distributors based on the investors' assessment of various factors including the service rendered by the distributor.

Exit Load

Under normal circumstances as well as under

Expiry Day Trigger Facility:

- If the Units are redeemed/switced-out on or before 180 days from the date of allotment: 1%
- If the Units are redeemed/switced-out on or before 180 days but on or before 365 days from the date of allotment: 0.50%
- If the Units are redeemed/switced-out after 365 days from the date of allotment: Nil

Plans

Plan A, Plan B, Plan C
(Default plan - If the investor fails to mention any plan - Plan A)

Total Expense Ratio^{**}

Plan A :	1.02%
Plan B :	1.02%
Plan C :	1.02%

Options

Growth and Dividend

Facilities (Under Dividend Option)

Reinvestment, Payout & Sweep Facility
(Default Facility - Dividend Reinvestment)

Default Option

Growth

Minimum Investment

Plan A - Rs. 1,000/- and multiples of Re.1/-
Plan B - Rs. 1,00,000/- and multiples of Re.1/-
Plan C - Rs. 10,00,000/- and multiples of Re.1/-

Minimum Additional Investment Amount

Minimum of Rs.1,000/- and in multiples of Re.1/- thereafter.

Minimum Redemption Amount

• Minimum of 50 units & in multiples of 1 unit thereafter or Rs. 500 & in multiples of Re. 1/- thereafter.

• For demat transactions, minimum redemption would be mandatorily 50 units.

• In case of the investors/ units holders having available balance less than Rs. 500/- or less than 50 units in their respective folio on the day of submission of valid redemption request, for the respective plan, the minimum redemption limit would be the available balance.

Ratios

Standard deviation	12.26%
Sharpe ratio	10.92
Portfolio beta	0.98
R squared	0.94

Risk Free rate considered for the above

= 7.90% pa. (10 years G sec bond)

Please note: Standard deviation and Sharpe ratio are Annualized.

Potrfolio Turnover Ratio [^] 15.96 times

[^] Lower of sales or purchase dividend by average AUM for last rolling 12 months.

Co-Fund Managers

Mr. Paul Parampreet - Experience: 5 years
Managing the fund since: June 29, 2010

Mr. Gavrav Khandelwal - Experience: Overall 6 years
Managing the fund since inception

AUM as on September 30, 2010

Rs. 14.46 (in Cr.)

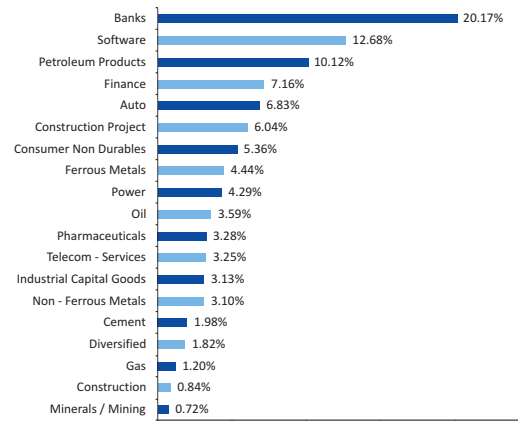
Investment Objective

The primary objective of the Fund is to generate capital appreciation and income distribution by investing in a portfolio that endeavours to outperform the S & P CNX Nifty Index. However, there is no assurance that the investment objective of the scheme will be realized and the scheme does not assure or guarantee any returns. "Edelweiss Nifty Enhancer Fund" is only the name of the Fund. The scheme is not an Index Fund. The equity stocks/ weightages of the equity stocks in the scheme Portfolio may differ vis-à-vis the underlying stocks of Nifty Index.

Portfolio

Name of Instrument	Industry	% to Net Assets
EQUITY & EQUITY RELATED		65.46
Listed / awaiting listing on the stock exchanges		
Reliance Industries	Petroleum Products	5.59
Infosys Technologies	Software	4.82
ICICI Bank	Banks	4.12
Larsen & Toubro	Construction Project	3.54
ITC	Consumer Non Durables	3.14
Housing Development Finance Corporation	Finance	3.12
HDFC Bank	Banks	2.85
State Bank of India	Banks	2.74
Oil & Natural Gas Corpn	Oil	1.63
Tata Consultancy Services	Software	1.54
Bharti Airtel	Telecom - Services	1.51
Tata Steel	Ferrous Metals	1.31
Bharat Heavy Electricals	Industrial Capital Goods	1.28
Axis Bank	Banks	1.26
Tata Motors	Auto	1.14
Hindustan Unilever	Diversified	1.07
Mahindra & Mahindra	Auto	0.97
Sterile Industries (India)	Non - Ferrous Metals	0.94
NTPC	Power	0.90
Jindal Steel & Power	Ferrous Metals	0.90
Hindalco Industries	Non - Ferrous Metals	0.87
Infrastructure Development Finance Company	Finance	0.78
Wipro	Software	0.74
Tata Power Co.	Power	0.72
GAIL (India)	Gas	0.71
Bajaj Auto	Auto	0.65
Maruti Suzuki India	Auto	0.65
Dr. Reddy's Laboratories	Pharmaceuticals	0.62
Hero Honda Motors	Auto	0.59
Punjab National Bank	Banks	0.58
Cipla	Pharmaceuticals	0.54
Reliance Infrastructure	Power	0.50
Sun Pharmaceuticals Industries	Pharmaceuticals	0.48
Cairn India	Oil	0.47
Jalprakash Associates	Cement	0.46
DLF	Construction	0.45
Sesa Goa	Minerals / Mining	0.42
Steel Authority of India	Ferrous Metals	0.40
Siemens	Industrial Capital Goods	0.39
Ambuja Cement	Cement	0.38
Reliance Communications	Telecom - Services	0.37
Bharat Petroleum Corpn.	Petroleum Products	0.33
ACC	Cement	0.33
HCL Technologies	Software	0.32
Reliance Capital	Finance	0.30
Ranbaxy Laboratories	Pharmaceuticals	0.28
Kotak Mahindra Bank	Banks	0.28
Power Grid Corporation of India	Power	0.20
Reliance Power	Power	0.19
Suzlon Energy	Industrial Capital Goods	0.14
Unittech	Construction	0.05
Idea Cellular	Telecom - Services	0.02
ABB	Industrial Capital Goods	0.02
Listed / awaiting listing on the stock exchanges: Reversed Positions		
Tata Teleservices (Maharashtra) Oct 2010 (Expiry 28-Oct-2010)	Telecom - Services	(1.95)
Tata Teleservices (Maharashtra) K.S. Oils Oct 2010 (Expiry 28-Oct-2010)	Telecom - Services	1.93
K.S. Oils	Consumer Non Durables	(2.30)
Essar Oil Oct 2010 (Expiry 28-Oct-2010)	Consumer Non Durables	2.28
Essar Oil	Petroleum Products	(2.70)
	Petroleum Products	2.67
DERIVATIVES		
NIFTY Index Future Oct 2010 (Expiry 28-Oct-2010)	Index Future	11.27
NIFTY 5700 Call Oct 2010 (Expiry 28-Oct-2010)	Index Option	1.15
NIFTY 5800 Call Oct 2010 (Expiry 28-Oct-2010)	Index Option	1.02
OTHERS		
Cash & Cash Equivalents		34.54
Fixed Deposit		
HDFC Bank (Maturity 07-Jan-11)	Unrated	6.85
HDFC Bank (Maturity 13-Jan-11)	Unrated	6.85
HDFC Bank (Maturity 22-Jan-11)	Unrated	6.85
CBLO / Reverse Repo Investments		4.32
Net Receivable/Payable		9.66
Grand Total		100.00
Notes:		
Total Exposure to illiquid securities is 0.00% of the portfolio; i.e. Rs. 0.00 lakhs		
Fixed Deposit placed under margin : Rs. 297 (in Lakhs)		
Total Exposure to derivative instruments (excluding reversed positions) as on 30/09/2010 : Rs. 194.25 (in Lakhs)		

Asset Allocation



NAV as on September 30, 2010

Plan / Option Name	Rs. Per Unit
Plan A - Growth Option	13.73
Plan B - Growth Option	13.63
Plan C - Growth Option [@]	-
Plan A - Dividend Option	12.51
Plan B - Dividend Option	13.63
Plan C - Dividend Option	12.14

@There are no investors under this option.

Performance as on September 30, 2010

Plan/ Option Name	Returns (In %)		
	6 Months	1 Year	*Since Inception
Plan A - Growth***	16.16	20.65	32.24
Plan B - Growth***	16.10	20.73	27.12
Plan C [^] - Growth***	-	-	-
S & P CNX Nifty	14.88	18.61	25.07
S & P CNX Nifty	-	-	30.52~

Source: www.mutualfundsindia.com

Past performance may or may not be sustained in future.

The above information is not necessarily indicative of future results and may not necessarily provide a basis for comparison with other investments.

~Inception Date is August 12, 2009

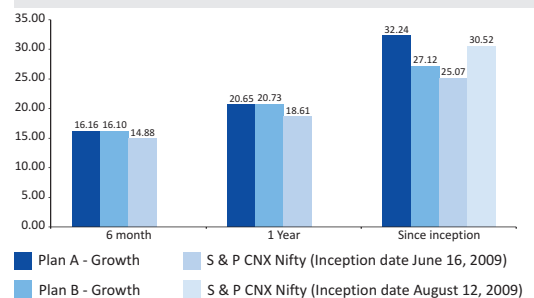
*Inception Date is June 16, 2009

***Performance of the dividend option for the investor would be net of the dividend distribution tax, as applicable.

[^]Since there are no investors in this option, performance data has not been provided.

[~]Returns less than one year are absolute and returns equal to or greater than one year are compounded annualized (CAGR).

Fund Performances VS Benchmark Index



^{**}Current year to date ratio to average AUM. AMC reserves the right to change the expense ratio within the limits prescribed in the Scheme Information Document.

Risk Factors: Edelweiss Nifty Enhancer Fund is only the name of the scheme and does not in any manner indicate either the quality of the scheme, its future prospects and return. All Mutual Fund and securities investments are subject to market risk and there can be no assurance that the schemes' objectives will be achieved. As with any investment in securities, the NAV of the Units issued under the Scheme can go up or down depending on the factors and forces affecting the capital markets. Past performance of the Sponsor and their Affiliates/AMC/Mutual Fund & its Scheme(s) does not indicate the future performance of the Scheme and may not necessarily provide a basis of comparison with other investments. Investment in Mutual Fund Units involves investment risks such as trading volumes, settlement risk, liquidity risk, default risk including the possible loss of principal and uncertainty of dividend distribution. As the price / value / interest rates of the securities in which the scheme invests fluctuates, the value of your investment in the scheme may go up or down. Investors are not being offered any guaranteed / assured returns under any scheme of Edelweiss Mutual Fund.

#Disclaimer: "S&P[®]" and "Standard and Poor's[®]" are trademarks of the McGraw-Hill Companies, Inc. ("S&P"), and have been licensed for use by India Index Services & Products Limited in connection with the S&P CNX Nifty Index. "The Product is not sponsored, endorsed, sold or promoted by India Index Services & Products Limited ("IISL") or Standard & Poor's, a division of The McGraw-Hill Companies, Inc. ("S&P"). Neither IISL nor S&P makes any representation or warranty, express or implied, to the owners of the Product or any member of the public regarding the advisability of investing in securities generally or in the Product. Please read the full Disclaimers in relation to the S&P CNX Nifty Index in the Offer Document / Prospectus / Information Statement."

Statutory Details: Edelweiss Mutual Fund is set up as a Trust under the Indian Trusts Act, 1882 by Edelweiss Capital Limited. **Sponsor:** Edelweiss Capital Limited (ECL)(liability restricted to initial contribution of Rs. 1 Lac). **Trustee:** Edelweiss Trusteeship Company Limited (ETCL), a Company registered under the Companies Act, 1956 **Investment Manager:** Edelweiss Asset Management Limited (EAML), a Company registered under the Companies Act, 1956. Copy of the Statement of Additional Information (SAI) / Scheme Information Document (SID) and Key Information Memorandum (KIM) can be obtained from any of our Investor Services Centers as well as from our website www.edelweissmf.com. **Mutual Fund investments are subject to market risks. Please read the Statement of Additional Information (SAI) & Scheme Information Document (SID) of the respective schemes carefully before investing.**

Scheme features

Scheme Type

An Open Ended Equity Linked Savings scheme

Benchmark

S&P CNX Nifty*

Date of Allotment

30th December 2008

Entry Load

Nil[§]

[§]In terms of SEBI circular no. SEBI/IMD/CIR No. 4/ 168230/09 dated June 30, 2009, no entry load will be charged by the Scheme to the investor effective August 1, 2009. Upfront commission shall be paid directly by the investor to the AMFI registered Distributors based on the investors' assessment of various factors including the service rendered by the distributor.

Exit Load

Nil

Total Expense Ratio**

2.50%

Options

Growth and Dividend

Facilities (Under Dividend Option)

Reinvestment, Payout & Sweep Facility (Default Facility - Dividend Reinvestment)

Default Option

Growth

Minimum Investment

Minimum of Rs. 500/- per application & in multiples Rs. 500/-

Minimum Additional Investment Amount

Minimum of Rs. 500/- per application & in multiples Rs. 500/-.

Minimum Redemption Amount*

• Minimum of 50 units & in multiples of 1 unit thereafter or Rs. 500 & in multiples of Re. 1/- thereafter.

• For demat transactions, minimum redemption would be mandatorily 50 units.

• In case of the investors/ units holders having available balance less than Rs. 500/- or less than 50 units in their respective folio on the day of submission of valid redemption request, for the respective plan, the minimum redemption limit would be the available balance.

*Redemption of Units can be made only after a period of 3 years of lock-in period from the date of allotment of the Units proposed to be redeemed.

Ratios

Standard deviation	10.47%
Sharpe ratio	5.83
Portfolio beta	0.61
R squared	0.69

Risk Free rate considered for the above = 7.90% pa. (10 years G sec bond)

Please note: Standard deviation and Sharpe ratio are Annualized.

Potfolio Turnover Ratio ^ 2.40 times

^ Lower of sales or purchase dividend by average AUM for last rolling 12 months.

Co-Fund Managers

Mr. Paul Parampreet - Experience: 5 years. Managing the fund since: February 4, 2010

Mr. Gavrav Khandelwal - Experience: Overall 6 years. Managing the fund since: June 29, 2010

AUM as on September 30th, 2010

Rs. 0.76 (in Cr.)

Investment Objective

The primary objective of the scheme is to generate long-term capital appreciation with an option of periodic payouts at the end of lock in periods from a portfolio that invests predominantly in equity and equity related instruments. However, there is no assurance that the investment objective of the Scheme will be realized and the Scheme does not assure or guarantee any returns.

Portfolio

Name of Instrument	Industry	% to Net Assets
EQUITY & EQUITY RELATED		
Listed / awaiting listing on the stock exchanges		
Titan Industries		6.58
Asian Paints		5.91
Sun TV Network		5.18
Torrent Power		5.11
LIC Housing Finance		2.76
UCO Bank		2.72
Oriental Bank of Commerce		2.72
Coromandel International		2.67
Jet Airways (India)		2.66
Bharat Forge		2.65
Opto Circuits (India)		2.64
Mahindra & Mahindra Financial Services		2.63
Power Finance Corporation		2.63
MMTC		2.58
Central Bank of India		2.54
Emami		2.47
Godrej Industries		2.46
Shriram Transport Finance Co.		2.34
Bosch		2.27
Adani Enterprises		1.62
Cummins India		1.60
United Breweries		1.52
Canara Bank		1.40
Exide Industries		1.38
Motherson Sumi Systems		1.34
Voltas		1.34
Godrej Properties		1.32
Bajaj Auto		1.31
Rural Electrification Corporation		1.31
Castrol India		1.28
Wipro		1.26
Andhra Bank		1.23
Ashok Leyland		1.21
Hindustan Unilever		1.03
Sun Pharmaceuticals Industries		1.01
GlaxoSmithKline Pharmaceuticals		0.99
Bharat Petroleum Corpn.		0.98
NTPC		0.98
Container Corporation of India		0.97
Bharat Electronics		0.96
Indian Oil Corporation		0.96
Dabur India		0.95
Dr. Reddy's Laboratories		0.95
Hindustan Petroleum Corporation		0.93
Cadila Healthcare		0.92
Lupin		0.92
Cipla		0.90
ITC		0.87
Mahindra & Mahindra		0.66
Tata Consultancy Services		0.65
Crompton Greaves		0.65
Infrastructure Development Finance Company		0.63
Cairn India		0.59
Cash & Cash Equivalents		
CBLO / Reverse Repo Investments		1.44
Net Receivable/Payable		0.63
Total		2.07
Grand Total		100.00

Notes:

Total Exposure to illiquid securities is 0.00% of the portfolio; i.e. Rs.0.00 lakhs

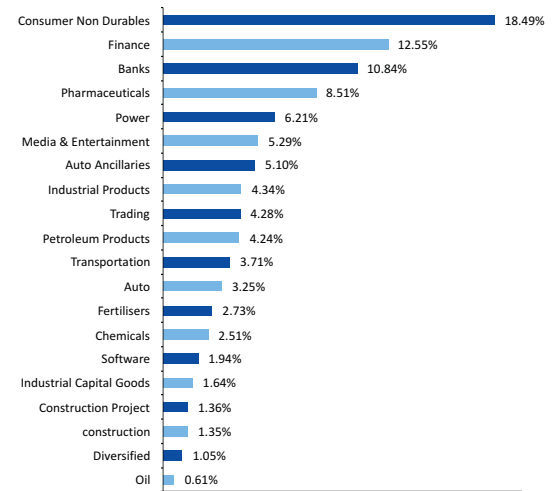
NAV as on September 30, 2010

Rs. Per Unit

Growth Option	20.80
Dividend Option	20.80

**Current year to date ratio to average AUM. AMC reserves the right to change the expense ratio within the limits prescribed in the Scheme Information Document.

Asset Allocation



Performance as on September 30, 2010

Plan/ Option Name	Returns (In %)		
	6 Months	1 Year	*Since Inception
Growth***	18.52	21.07	51.94
S & P CNX Nifty	14.88	18.61	49.58

Source: www.mutualfundsindia.com

Past performance may or may not be sustained in future.

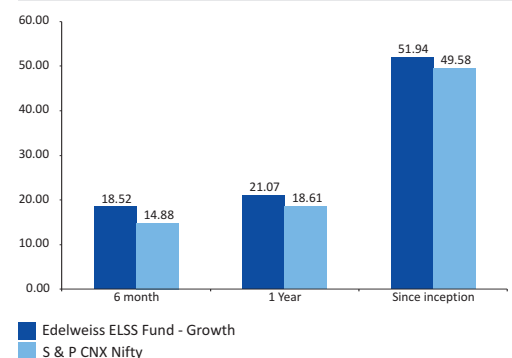
The above information is not necessarily indicative of future results and may not necessarily provide a basis for comparison with other investments.

*Inception Date is December 30, 2008

***Performance of the dividend option for the investor would be net of the dividend distribution tax, as applicable.

†Returns less than one year are absolute and returns equal to or greater than one year are compounded annualized (CAGR).

Fund Performances VS Benchmark Index



Risk Factors: Edelweiss ELSS Fund is only the name of the scheme and does not in any manner indicate either the quality of the scheme, its future prospects and return. All Mutual Fund and securities investments are subject to market risk and there can be no assurance that the schemes' objectives will be achieved. As with any investment in securities, the NAV of the Units issued under the Scheme can go up or down depending on the factors and forces affecting the capital markets. Past performance of the Sponsor and their Affiliates/AMC/Mutual Fund & its Scheme(s) does not indicate the future performance of the Scheme and may not necessarily provide a basis of comparison with other investments. Investment in Mutual Fund Units involves investment risks such as trading volumes, settlement risk, liquidity risk, default risk including the possible loss of principal and uncertainty of dividend distribution. As the price / value / interest rates of the securities in which the scheme invests fluctuates, the value of your investment in the scheme may go up or down. Investors are not being offered any guaranteed / assured returns under any scheme of Edelweiss Mutual Fund. This scheme is subject to lock-in period of 3 years. Tax benefits indicated are as per prevailing laws. Please consult your tax advisor before investing.

#Disclaimer: "S&P" and "Standard and Poor's" are trademarks of the McGraw-hill Companies, Inc. ("S&P"), and have been licensed for use by India Index Services & Products Limited in connection with the S&P CNX Nifty Index. "The Product is not sponsored, endorsed, sold or promoted by India Index Services & Products Limited ("IISL") or Standard & Poor's, a division of The McGraw-Hill Companies, Inc. ("S&P"). Neither IISL nor S&P makes any representation or warranty, express or implied, to the owners of the Product or any member of the public regarding the advisability of investing in securities generally or in the Product. Please read the full Disclaimers in relation to the S&P CNX Nifty Index in the Offer Document / Prospectus / Information Statement."

Statutory Details: Edelweiss Mutual Fund is set up as a Trust under the Indian Trusts Act, 1882 by Edelweiss Capital Limited. **Sponsor:** Edelweiss Capital Limited (ECL) (liability restricted to initial contribution of Rs. 1 Lac). **Trustee:** Edelweiss Trusteeship Company Limited (ETCL), a Company registered under the Companies Act, 1956. **Investment Manager:** Edelweiss Asset Management Limited (EAML), a Company registered under the Companies Act, 1956. Copy of the Statement of Additional Information (SAI) / Scheme Information Document (SID) and Key Information Memorandum (KIM) can be obtained from any of our Investor Services Centers as well as from our website www.edelweissmf.com. **Mutual Fund investments are subject to market risks. Please read the Statement of Additional Information (SAI) & Scheme Information Document (SID) of the respective schemes carefully before investing.**