

# Edelweiss DIVERSIFIED GROWTH EQUITY (E.D.G.E) fund



As on 30th June, 2009

## Scheme Features

### Scheme Type

An Open Ended Equity Scheme

### Benchmark

BSE 500

### Date of Allotment

20th May 2009

### Plans

Plan A, Plan B & Plan C

(Default Plan - Plan B, if the minimum (between Plan A, Plan B & Plan C) application amount requirement is fulfilled or else Plan A.)

### Entry Load

Plan A : 2.25%

Plan B : Nil

Plan C : Nil

### Exit Load

#### Plan A :

- upto 180 days - 1.50%
- from 181 days upto 365 days - 1.00%
- from 366 days - Nil

#### Plan B :

- upto 90 days - 1.50%
- from 91 days upto 365 days - 1.00%
- from 366 days - Nil

#### Plan C :

- upto 180 days - 2.00%
- from 181 days upto 365 days - 1.50%
- from 366 days upto 545 days - 1.00%
- from 546 days upto 730 days - 0.50 %
- from 731 days - Nil

### Total Expense Ratio (Current)\*\*

	Overall (Yearly)	Management	Other
Plan A	2.50%	1.25%	1.25%
Plan B	2.25%	1.25%	1.00%
Plan C	1.75%	0.75%	1.00%

### Options

Growth and Dividend

### Facilities (Under Dividend Option)

Reinvestment, Payout & Sweep Facility (Default facility - Dividend Reinvestment)

### Default Option

Growth

### Minimum Investment

Plan A : Rs. 1000/- and multiples of Re. 1/-

Plan B : Rs. 10,000/- and multiples of Re. 1/-

Plan A : Rs. 15,000/- and multiples of Re. 1/-

### Minimum Additional Investment Amount

Minimum of Rs. 1,000/- & in multiples of Rs. 1/-

### Minimum Redemption Amount

Minimum of Rs. 1,000/- & in multiples of Re. 1/- thereafter.

### Ratios

Since the scheme has been launched on May 09 and the performance history is available only for a very short period, Standard Deviation, R-Squared, Beta, Sharpe Ratio, and Portfolio Turnover have not been computed for this month.

### Fund Manager

Mr. Tarbir Shahpuri

Experience : 5 years

Managing the fund since: 4th June 2009

### AUM as on June 30th, 2009

Rs. 12.63 (in Cr.)

## Investment Objective

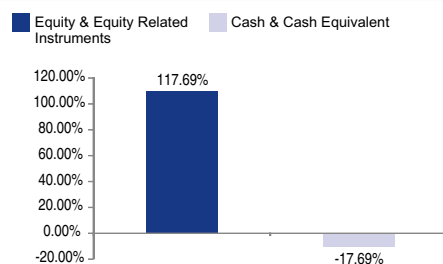
The primary objective of the Fund is to generate long term capital growth from a diversified portfolio, investing predominantly in equity and equity related securities. However, there is no assurance that the investment objective of the Scheme will be realized and the Scheme does not assure or guarantee any returns.

## Portfolio

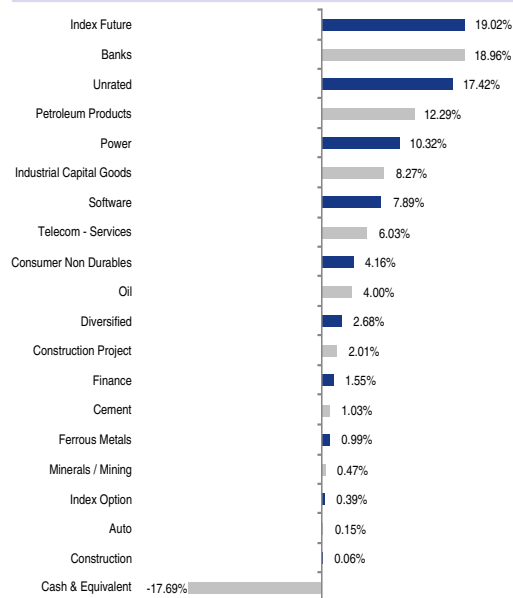
Name of Instrument	Sector	% of Net Assets
<b>Equity &amp; Equity Related Instruments</b>		
<b>Listed / awaiting listing on the stock exchanges</b>		
Axis Bank	Banks	4.33
Punjab National Bank	Banks	4.29
Bank of Baroda	Banks	4.06
Canara Bank	Banks	4.06
Cairn India	Oil	4.00
Reliance Industries	Petroleum Products	3.96
Indian Oil Corporation	Petroleum Products	3.90
Mangalore Refinery & Petrochemicals	Petroleum Products	3.89
Torrent Power	Power	3.72
Power Grid Corporation of India	Power	3.32
Tata Power Co.	Power	3.29
Crompton Greaves	Industrial Capital Goods	2.79
Siemens	Industrial Capital Goods	2.76
Areva T&D India	Industrial Capital Goods	2.72
Oacle Financial Services Software	Software	2.65
Infosys Technologies	Software	2.65
Mphasis	Software	2.59
HDFC Bank	Banks	2.22
Tata Communications	Telecom - Services	2.15
Colgate Palmolive (India)	Consumer Non Durables	2.10
Dabur India	Consumer Non Durables	2.06
Bharti Airtel	Telecom - Services	2.04
Hindustan Unilever	Diversified	1.96
Idea Cellular	Telecom - Services	1.84
Larsen & Toubro	Construction Project	1.04
Jaiprakash Associates	Cement	1.03
GMR Infrastructure	Construction Project	0.97
Rural Electrification Corporation	Finance	0.79
Power Finance Corporation	Finance	0.76
Aditya Birla Nuvo	Diversified	0.72
Bharat Petroleum Corpn.	Petroleum Products	0.54
Jindal Steel & Power	Ferrous Metals	0.51
Steel Authority of India	Ferrous Metals	0.48
Sesa Goa	Minerals / Mining	0.47
Mahindra & Mahindra	Auto	0.15
Housing Development and Infrastructure	Construction	0.06
<b>Total</b>		<b>80.86</b>
<b>Derivatives</b>		
NIFTY 4200 Put Jul 09	Index Option	0.39
NIFTY Index Future Jul 2009	Index Future	19.02
<b>Total</b>		<b>19.41</b>
<b>Fixed Deposit</b>		
IDBI Bank	Unrated	6.33
HDFC Bank	Unrated	4.75
HDFC Bank	Unrated	3.96
Citibank N.A.	Unrated	2.38
<b>Total</b>		<b>17.42</b>
<b>Cash &amp; Cash Equivalents</b>		
Net Receivable/Payable		-18.32
<b>Total</b>		<b>-18.32</b>
<b>Grand Total</b>		<b>100.00</b>

\* Total Exposure to illiquid securities is 0.00% of the portfolio; i.e. Rs.0.00 lakhs

## Asset Allocation



## Sector Classification



## NAV as on 30th June, 2009

## In Rs. Per Unit

Plan A - Growth Option	10.5400
Plan B - Growth Option	10.5400
Plan C - Growth Option	10.5400
Plan A - Dividend Option	10.5300
Plan B - Dividend Option	10.5400
Plan C - Dividend Option	10.5400

## Performance as on 30th June, 2009

Scheme Name	Absolute Returns (In %)		
	NAV (30-Jun-09)	1 Month	*Since Inception
Edelweiss Diversified Growth Equity Fund - Plan A - Growth***	10.54	0.19	5.40
Edelweiss Diversified Growth Equity Fund - Plan B - Growth***	10.54	0.19	5.40
Edelweiss Diversified Growth Equity Fund - Plan C - Growth***	10.54	0.19	5.40
BSE 500		-3.55	0.49

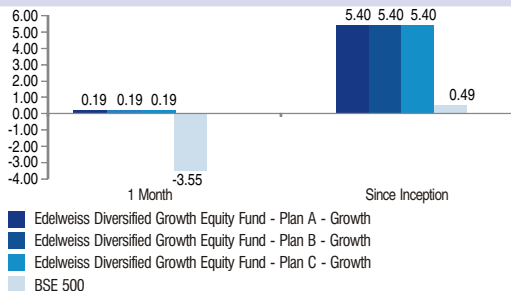
Source: www.mutualfundsindia.com

Past performance may or may not be sustained in future.

\*Inception Date May 20, 2009

\*\*\*Performance of the dividend plan for the investor would be net of the dividend distribution tax, as applicable.

## Fund Performances VS Benchmark Index



\*\*Current year to date ratio to average AUM. AMC reserves the right to change the expense ratio within the limits prescribed in the Scheme Information Document.

**Risk Factors:** Edelweiss Diversified Growth Equity (E.D.G.E) Fund is only the name of the scheme and does not in any manner indicate either the quality of the scheme, its future prospects and return. The Scheme, being offered, is the maiden scheme in the Equity Scheme Category under its management. All Mutual Fund and securities investments are subject to market risk and there can be no assurance that the schemes' objectives will be achieved. As with any investment in securities, the NAV of the Units issued under the Scheme can go up or down depending on the factors and forces affecting the capital markets. Past performance of the Sponsor and their Affiliates/AMC/Mutual Fund & its Scheme(s) does not indicate the future performance of the Scheme and may not necessarily provide a basis of comparison with other investments. Investment in Mutual Fund Units involves investment risks such as trading volumes, settlement risk, liquidity risk, default risk including the possible loss of principal. As the price / value / interest rates of the securities in which the scheme invests fluctuates, the value of your investment in the scheme may go up or down. Investors are not being offered any guaranteed / assured returns under any scheme of Edelweiss Mutual Fund. **Mutual Fund investments are subject to market risks. Please read the Statement of Additional Information (SAI) & Scheme Information Document (SID) of the respective schemes carefully before investing.**

**Statutory Details:** Edelweiss Mutual Fund is set up as a Trust under the Indian Trust Act, 1882 by Edelweiss Capital Limited. **Sponsor:** Edelweiss Capital Limited (ECL)(liability restricted to initial contribution of Rs. 1 Lac). **Trustee:** Edelweiss Trusteeship Company Limited (ETCL), a Company registered under the Companies Act, 1956 **Investment Manager:** Edelweiss Asset Management Limited (EAML), a Company registered under the Companies Act, 1956. Copy of the Statement of Additional Information (SAI) / Scheme Information Document (SID) and Key Information Memorandum (KIM) can be obtained from any of our Investor Services Centers as well as from our website www.edelweissmf.com. **Mutual Fund investments are subject to market risks. Please read SAI & the respective SID carefully before investing.**