

Scheme Features

Scheme Type

An Open Ended Equity Linked Savings Scheme

Benchmark

S & P CNX Nifty#

Date of Allotment

30th December 2008

Entry Load

Nil

Exit Load

Nil

Total Expense Ratio (Current)**

2.50%

Options

Growth and Dividend

Facilities (Under Dividend Option)

Reinvestment, Payout & Sweep
(Default facility, Dividend Reinvestment facility)

Default Option

Growth

Minimum Investment

Minimum of Rs. 500/- per application & in multiples of Rs. 500/-

Minimum Additional Investment Amount

Minimum of Rs. 500/- per application & in multiples of Rs. 500/-

Minimum Redemption Amount

Minimum of Rs. 500* per application

* Redemption of Units can be made only after a period of 3 years of lock-in period from the date of allotment of the Units proposed to be redeemed.

Ratios

| | |
|---------------------------------|--------|
| Standard deviation (Annualized) | 14.17% |
| Sharpe ratio | 1.93 |
| Portfolio beta | 1.00 |
| R squared | 0.95 |

Since the scheme has been launched on Dec 08 and the performance history is available only for a very short period Portfolio Turnover have not been computed for this month.

Fund Manager

Mr. Tarbir Shahpuri

Experience : 5 years

Managing the fund since inception

AUM as on September 30th, 2009

Rs. 0.37 (in Cr.)

Investment Objective

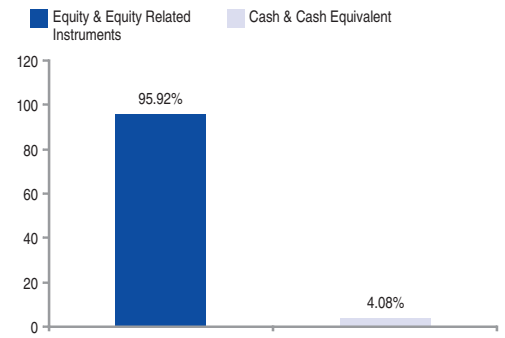
The primary objective of the scheme is to generate long-term capital appreciation with an option of periodic payouts at the end of lock in periods from a portfolio that invests predominantly in equity and equity related instruments. However, there is no assurance that the investment objective of the Scheme will be realized and the Scheme does not assure or guarantee any returns.

Portfolio

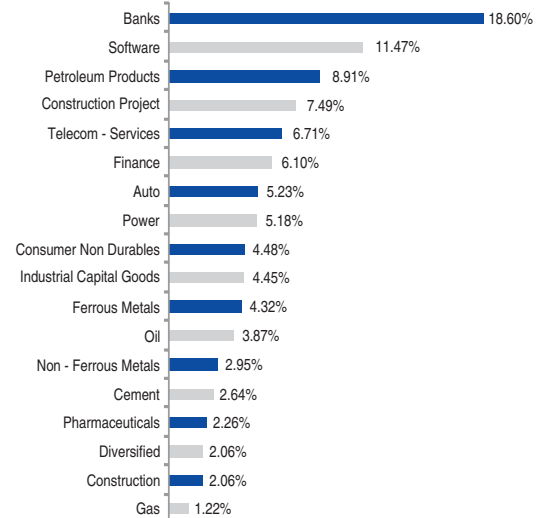
| Name of Instrument | Sector | % of Net Assets |
|---|--------------------------|-----------------|
| Equity & Equity Related Instruments Listed / awaiting listing on the stock exchanges | | |
| Infosys Technologies | Software | 8.01 |
| Reliance Industries | Petroleum Products | 7.99 |
| ICICI Bank | Banks | 7.35 |
| Larsen & Toubro | Construction Project | 7.18 |
| Housing Development Finance Corporation | Finance | 5.07 |
| ITC | Consumer Non Durables | 4.30 |
| State Bank of India | Banks | 4.11 |
| HDFC Bank | Banks | 4.09 |
| Bharti Airtel | Telecom - Services | 3.79 |
| Oil & Natural Gas Corpn | Oil | 2.88 |
| Bharat Heavy Electricals | Industrial Capital Goods | 2.67 |
| Hindustan Unilever | Diversified | 1.98 |
| Tata Steel | Ferrous Metals | 1.79 |
| Maruti Suzuki India | Auto | 1.63 |
| Jindal Steel & Power | Ferrous Metals | 1.60 |
| Sterlite Industries (India) | Non - Ferrous Metals | 1.58 |
| Reliance Communications | Telecom - Services | 1.52 |
| Axis Bank | Banks | 1.50 |
| Tata Power Co. | Power | 1.44 |
| NTPC | Power | 1.34 |
| Wipro | Software | 1.34 |
| Grasim Industries | Cement | 1.34 |
| Reliance Infrastructure | Power | 1.28 |
| Mahindra & Mahindra | Auto | 1.26 |
| GAIL (India) | Gas | 1.18 |
| DLF | Construction | 1.18 |
| Hero Honda Motors | Auto | 1.12 |
| Tata Consultancy Services | Software | 1.12 |
| Hindalco Industries | Non - Ferrous Metals | 1.04 |
| Tata Motors | Auto | 1.01 |
| Cipla | Pharmaceuticals | 0.96 |
| Idea Cellular | Telecom - Services | 0.88 |
| Cairn India | Oil | 0.83 |
| Unitech | Construction | 0.80 |
| Punjab National Bank | Banks | 0.80 |
| Reliance Capital | Finance | 0.77 |
| Sun Pharmaceuticals Industries | Pharmaceuticals | 0.75 |
| Steel Authority of India | Ferrous Metals | 0.75 |
| Siemens | Industrial Capital Goods | 0.61 |
| ACC | Cement | 0.61 |
| Ambuja Cement | Cement | 0.59 |
| ABB | Industrial Capital Goods | 0.59 |
| Bharat Petroleum Corpn. | Petroleum Products | 0.56 |
| HCL Technologies | Software | 0.53 |
| Power Grid Corporation of India | Power | 0.45 |
| Ranbaxy Laboratories | Pharmaceuticals | 0.45 |
| Reliance Power | Power | 0.45 |
| Suzlon Energy | Industrial Capital Goods | 0.40 |
| Tata Communications | Telecom - Services | 0.24 |
| National Aluminium Company | Non - Ferrous Metals | 0.21 |
| Total | | 95.92 |
| Cash & Cash Equivalent | | |
| CBLO / Reverse Repo Investments | | 2.67 |
| Net Receivables/Payables | | 1.41 |
| Total | | 4.08 |
| GRAND TOTAL | | 100.00 |

* Total Exposure to illiquid securities is 0.00% of the portfolio, i.e. Rs. 0.00 lakh

Asset Allocation



Sector Classification (% to equity holdings)



NAV as on 30th September, 2009 In Rs. Per Unit

| | |
|-----------------|-------|
| Growth Option | 17.18 |
| Dividend Option | 17.18 |

Performance as on 30th September, 2009

| Scheme Name | NAV (30-Sep-09) | Absolute Returns (In %) | | |
|--------------------------------|-----------------|-------------------------|----------|------------------|
| | | 3 Months | 6 Months | *Since Inception |
| Edelweiss ELSS Fund - Growth** | 17.18 | 18.32 | 61.46 | 71.80 |
| S & P CNX Nifty | | 18.47 | 68.28 | 70.63 |

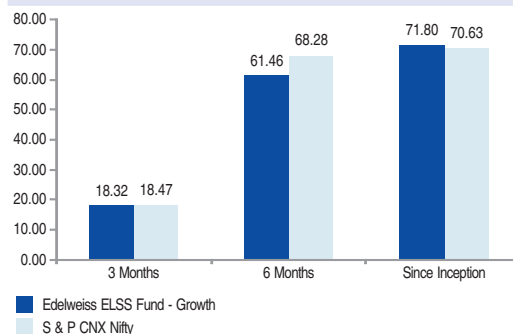
Source: www.mutualfundsindia.com

Past performance may or may not be sustained in future.

*Inception Date December 30, 2008

**Performance of the dividend plan for the investor would be net of the dividend distribution tax, as applicable.

Fund Performances VS Benchmark Index



**Current year to date ratio to average AUM. AMC reserves the right to change the expense ratio within the limits prescribed in the Scheme Information Document.

Risk Factors: Edelweiss ELSS Fund is only the name of the scheme and does not in any manner indicate either the quality of the scheme, its future prospects and return. The Scheme, being offered, is the maiden scheme in the Equity Linked Saving Scheme Category under its management. All Mutual Fund and securities investments are subject to market risk and there can be no assurance that the schemes' objectives will be achieved. As with any investment in securities, the NAV of the Units issued under the Scheme can go up or down depending on the factors and forces affecting the capital markets. Past performance of the Sponsor and their Affiliates/AMC/Mutual Fund & its Scheme(s) does not indicate the future performance of the Scheme and may not necessarily provide a basis of comparison with other investments. Investment in Mutual Fund Units involves investment risks such as trading volumes, settlement risk, liquidity risk, default risk including the possible loss of principal. As the price / value / interest rates of the securities in which the scheme invests fluctuates, the value of your investment in the scheme may go up or down. Investors are not being offered any guaranteed / assured returns under any scheme of Edelweiss Mutual Fund. This scheme is subject to lock-in period of 3 years. Tax benefits indicated are as per prevailing laws. Please consult your tax advisor before investing.

#Disclaimer: "S&P" and "Standard and Poor's" are trademarks of the McGraw-Hill Companies, Inc. ("S&P"), and have been licensed for use by India Index Services & Products Limited in connection with the S&P CNX Nifty Index. "The Product is not sponsored, endorsed, sold or promoted by India Index Services & Products Limited ("IISL") or Standard & Poor's, a division of The McGraw-Hill Companies, Inc. ("S&P"). Neither IISL nor S&P makes any representation or warranty, express or implied, to the owners of the Product or any member of the public regarding the advisability of investing in securities generally or in the Product. Please read the full Disclaimers in relation to the S&P CNX Nifty Index in the Offer Document / Prospectus / Information Statement."

Statutory Details: Edelweiss Mutual Fund is set up as a Trust under the Indian Trust Act, 1882 by Edelweiss Capital Limited. **Sponsor:** Edelweiss Capital Limited (ECL)(liability restricted to initial contribution of Rs. 1 Lac). **Trustee:** Edelweiss Trusteeship Company Limited (ETCL), a Company registered under the Companies Act, 1956. **Investment Manager:** Edelweiss Asset Management Limited (EAML), a Company registered under the Companies Act, 1956. Copy of the Statement of Additional Information (SAI) / Scheme Information Document (SID) and Key Information Memorandum (KIM) can be obtained from any of our Investor Services Centers as well as from our website www.edelweissmf.com. **Mutual Fund investments are subject to market risks. Please read the Statement of Additional Information (SAI) & Scheme Information Document (SID) of the respective schemes carefully before investing.**