

### Scheme Features

#### Scheme Type

An Open Ended Equity Linked Savings Scheme

#### Benchmark

S & P CNX Nifty

#### Date of Allotment

30th December 2008

#### Entry Load

2.25% of the Applicable NAV

#### Exit Load

Nil

#### Total Expense Ratio (Current)\*\*

1.25%

#### Options

Growth and Dividend

#### Facilities (Under Dividend Option)

Reinvestment, Payout & Sweep  
(Default facility, Dividend Reinvestment facility)

#### Default Option

Growth

#### Minimum Investment

Minimum of Rs. 500/- per application & in multiples of Rs. 500/-

#### Minimum Additional Investment Amount

Minimum of Rs. 500/- per application & in multiples of Rs. 500/-

#### Minimum Redemption Amount

Minimum of Rs. 500\* per application

\* Redemption of Units can be made only after a period of 3 years of lock-in period from the date of allotment of the Units proposed to be redeemed.

#### Ratios

Since the scheme has been launched on Dec 08 and the performance history is available only for a very short period, Standard Deviation, R-Squared, Beta, Sharpe Ratio, and Portfolio Turnover have not been computed for this month.

#### Fund Manager

Mr. Tarbir Shahpuri

Experience : 5 years

Managing the fund since: 30th December 2008

#### AUM as on June 30th, 2009

Rs. 0.30 (in Cr.)

### Investment Objective

The primary objective of the scheme is to generate long-term capital appreciation with an option of periodic payouts at the end of lock in periods from a portfolio that invests predominantly in equity and equity related instruments. However, there is no assurance that the investment objective of the Scheme will be realized and the Scheme does not assure or guarantee any returns.

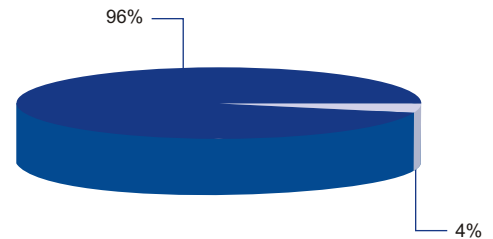
### Portfolio

Name of Instrument	Sector	% of Net Assets
<b>Equity &amp; Equity Related Instruments Listed / awaiting listing on the stock exchanges</b>		
Reliance Industries	Petroleum Products	9.15
Larsen & Toubro	Construction Project	7.82
Infosys Technologies	Software	7.09
ICICI Bank	Banks	6.87
Housing Development Finance Corporation	Finance	4.91
HDFC Bank	Banks	4.27
Bharati Airtel	Telecom - Services	4.07
ITC	Consumer Non Durables	4.07
State Bank of India	Banks	3.95
Bharat Heavy Electricals	Industrial Capital Goods	3.08
Oil & Natural Gas Corpn	Oil	3.05
Hindustan Unilever	Diversified	2.24
DLF	Construction	1.93
Tata Consultancy Services	Software	1.79
Reliance Communications	Telecom - Services	1.71
NTPC	Power	1.69
Reliance Power	Power	1.50
Sterite Industries ( India )	Non - Ferrous Metals	1.47
Jindal Steel & Power	Ferrous Metals	1.41
Grasim Industries	Cement	1.31
Mahindra & Mahindra	Auto	1.17
Axis Bank	Banks	1.16
Tata Steel	Ferrous Metals	1.16
GAIL (India)	Gas	1.14
Maruti Suzuki India	Auto	1.14
Hero Honda Motors	Auto	1.07
Reliance Infrastructure	Power	1.03
Tata Power Co.	Power	1.03
Wipro	Software	0.96
Idea Cellular	Telecom - Services	0.93
Reliance Capital	Finance	0.84
Cairn India	Oil	0.84
Punjab National Bank	Banks	0.81
Cipla	Pharmaceuticals	0.79
Steel Authority of India	Ferrous Metals	0.75
Sun Pharmaceuticals Industries	Pharmaceuticals	0.73
ACC	Cement	0.64
Siemens	Industrial Capital Goods	0.63
ABB	Industrial Capital Goods	0.62
Unitech	Construction	0.61
Hindalco Industries	Non - Ferrous Metals	0.59
Tata Motors	Auto	0.55
Power Grid Corporation of India	Power	0.52
Ambuja Cement	Cement	0.52
Suzlon Energy	Industrial Capital Goods	0.52
Bharat Petroleum Corpn.	Petroleum Products	0.49
HCL Technologies	Software	0.35
Ranbaxy Laboratories	Pharmaceuticals	0.33
Tata Communications	Telecom - Services	0.28
National Aluminium Company	Non - Ferrous Metals	0.22
<b>Total</b>		<b>96.00</b>
<b>Cash &amp; Cash Equivalents</b>		
Net Receivable/Payable		4.00
<b>Total</b>		<b>4.00</b>
<b>Grand Total</b>		<b>100.00</b>

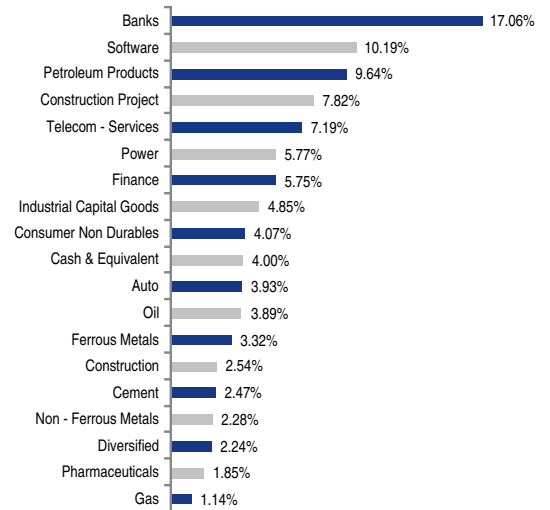
\* Total Exposure to illiquid securities is 0.00% of the portfolio, i.e. Rs.0.00 lakh

### Asset Allocation

Equity & Equity Related Instruments | Cash & Cash Equivalent



### Sector Classification

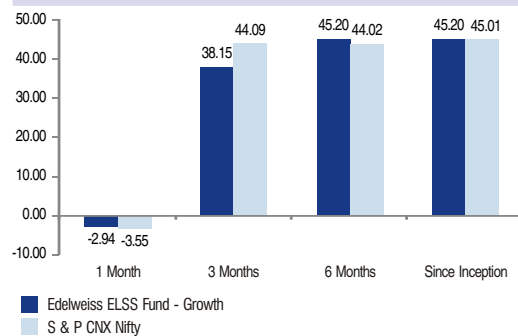


### NAV as on 30th June, 2009

### In Rs. Per Unit

Growth Option	14.5200
Dividend Option	14.5200

### Fund Performances VS Benchmark Index



\*\*Current year to date ratio to average AUM. AMC reserves the right to change the expense ratio within the limits prescribed in the Scheme Information Document.

### Performance as on 30th June, 2009

Scheme Name	NAV (30-Jun-09)	Absolute Returns (In %)			
		1 Month	3 Months	6 Months	*Since Inception
Edelweiss ELSS Fund - Growth***	14.52	-2.94	38.15	45.20	45.20
S & P CNX Nifty		-3.55	44.09	44.02	45.01

Source: www.mutualfundsindia.com

Past performance may or may not be sustained in future.

\*Inception Date December 30, 2008

\*\*\*Performance of the dividend plan for the investor would be net of the dividend distribution tax, as applicable.

**Risk Factors:** Edelweiss ELSS Fund is only the name of the scheme and does not in any manner indicate either the quality of the scheme, its future prospects and return. The Scheme, being offered, is the maiden scheme in the Equity Linked Saving Scheme Category under its management. All Mutual Fund and securities investments are subject to market risk and there can be no assurance that the schemes' objectives will be achieved. As with any investment in securities, the NAV of the Units issued under the Scheme can go up or down depending on the factors and forces affecting the capital markets. Past performance of the Sponsor and their Affiliates/AMC/Mutual Fund & its Scheme(s) does not indicate the future performance of the Scheme and may not necessarily provide a basis of comparison with other investments. Investment in Mutual Fund Units involves investment risks such as trading volumes, settlement risk, liquidity risk, default risk including the possible loss of principal. As the price / value / interest rates of the securities in which the scheme invests fluctuates, the value of your investment in the scheme may go up or down. Investors are not being offered any guaranteed / assured returns under any scheme of Edelweiss Mutual Fund. This scheme is subject to lock-in period of 3 years. Tax benefits indicated are as per prevailing laws. Please consult your tax advisor before investing. **Mutual Fund investments are subject to market risks. Please read the Statement of Additional Information (SAI) & Scheme Information Document (SID) of the respective schemes carefully before investing.**

**Statutory Details:** Edelweiss Mutual Fund is set up as a Trust under the Indian Trust Act, 1882 by Edelweiss Capital Limited. **Sponsor:** Edelweiss Capital Limited (ECL)(liability restricted to initial contribution of Rs. 1 Lac). **Trustee:** Edelweiss Trusteeship Company Limited (ETCL), a Company registered under the Companies Act, 1956. **Investment Manager:** Edelweiss Asset Management Limited (EAML), a Company registered under the Companies Act, 1956. Copy of the Statement of Additional Information (SAI) / Scheme Information Document (SID) and Key Information Memorandum (KIM) can be obtained from any of our Investor Services Centers as well as from our website www.edelweissmf.com. **Mutual Fund Investments are subject to market risks. Please read SAI & the respective SID carefully before investing.**