

Edelweiss Nifty Enhancer fund[#]



As on 31st July, 2009

Scheme Features

Scheme Type

An Open Ended Equity Scheme

Benchmark

S & P CNX Nifty

Date of Allotment

16th June 2009

Entry Load

Nil

Exit Load

- Redemption request received on any business day within & including 180 days from the date of allotment in the Scheme - 1%
- Redemption request received on any business day after 180 days (from 181 days) but before & including 365 days from the date of allotment in the Scheme - 0.25%
- Redemption request received after 365 days (from 366 days) from the date of allotment in the Scheme - Nil

Total Expense Ratio (Current)**

2.50%

Options

Growth and Dividend

Facilities (Under Dividend Option)

Reinvestment, Payout & Sweep Facility
(Default facility - Dividend Reinvestment)

Default Option

Growth

Minimum Investment

Minimum of Rs. 5000/- and in multiples of Re. 1/- thereafter

Minimum Additional Investment Amount

Minimum of Rs. 1000/- and in multiples of Re. 1/- thereafter

Minimum Redemption Amount

Minimum of Rs. 1000/- and in multiples of Re. 1/- thereafter

Ratios

Since the scheme has been launched on Jun 09 and the performance history is available only for a very short period Portfolio Turnover have not been computed for this month.

Fund Manager

Mr. Gaurav Khandelwal

Experience : 5 years

Managing the fund since: 8th June 2009

AUM as on July 31st, 2009

Rs. 10.83 (in Cr.)

Investment Objective

The primary objective of the Fund is to generate capital appreciation and income distribution by investing in a portfolio that endeavours to outperform the S & P CNX Nifty Index. However, there is no assurance that the investment objective of the scheme will be realized and the scheme does not assure or guarantee any returns. "Edelweiss Nifty Enhancer Fund" is only the name of the Fund. The scheme is not an Index Fund. The equity stocks/ weights of the equity stocks in the scheme Portfolio may differ vis-à-vis the underlying stocks of Nifty Index.

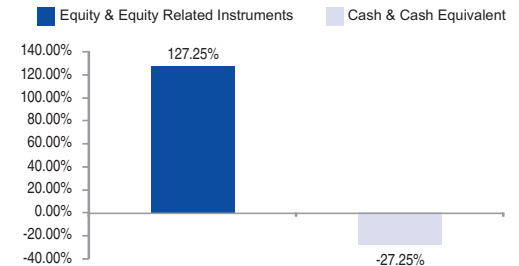
Portfolio

Name of Instrument	Sector	% of Net Assets
Equity & Equity Related Instruments		
Listed / awaiting listing on the stock exchanges		
Reliance Industries	Petroleum Products	2.91
Larsen & Toubro	Construction Project	1.37
Siemens	Industrial Capital Goods	0.15
Jindal Steel & Power	Ferrous Metals	0.35
Reliance Communications	Telecom - Services	0.41
Infosys Technologies	Software	1.87
ICICI Bank	Banks	1.64
Housing Development Finance Corporation	Finance	1.23
ITC	Consumer Non Durables	1.17
HDFC Bank	Banks	1.10
Bharti Airtel	Telecom - Services	1.03
State Bank of India	Banks	0.99
Oil & Natural Gas Corp	Oil	0.84
Bharat Heavy Electricals	Industrial Capital Goods	0.73
Hindustan Unilever	Diversified	0.63
Tata Steel	Ferrous Metals	0.44
Tata Consultancy Services	Software	0.42
Tata Power Co.	Power	0.41
NTPC	Power	0.37
Axis Bank	Banks	0.37
Reliance Infrastructure	Power	0.37
Sterile Industries (India)	Non - Ferrous Metals	0.37
Manu Suzuki India	Auto	0.33
Grasim Industries	Cement	0.33
Mahindra & Mahindra	Auto	0.31
GAIL (India)	Gas	0.27
DLF	Construction	0.27
Hero Honda Motors	Auto	0.26
Wipro	Software	0.25
Cipla	Pharmaceuticals	0.25
Idea Cellular	Telecom - Services	0.24
Hindalco Industries	Non - Ferrous Metals	0.22
Reliance Capital	Finance	0.22
Sarm India	Oil	0.20
Steel Authority of India	Ferrous Metals	0.19
Tata Motors	Auto	0.18
Unitech	Construction	0.18
Uninab National Bank	Banks	0.18
ACC	Cement	0.17
Ambuja Cement	Cement	0.17
Sun Pharmaceuticals Industries	Pharmaceuticals	0.16
ABB	Industrial Capital Goods	0.16
Power Grid Corporation of India	Power	0.14
Suzlon Energy	Industrial Capital Goods	0.13
Reliance Power	Power	0.13
Bharat Petroleum Corp.	Petroleum Products	0.12
HCL Technologies	Software	0.09
Banbaxy Laboratories	Pharmaceuticals	0.08
Tata Communications	Telecom - Services	0.07
National Aluminium Company	Non - Ferrous Metals	0.06
Total		25.01
Listed / awaiting listing on the stock exchanges: Reversed Positions		
Reliance Industries	Petroleum Products	2.17
Reliance Industries Aug 2009	Petroleum Products	(2.18)
Ispat Industries	Ferrous Metals	4.12
Ispat Industries Aug 2009	Ferrous Metals	(4.15)
Welspun Gujarat Stahl Rohren	Ferrous Metals	4.02
Welspun Gujarat Stahl Rohren Aug 2009	Ferrous Metals	(4.03)
Reliance Communications	Telecom - Services	2.32
Reliance Communications Aug 2009	Telecom - Services	(2.32)
Jindal Steel & Power	Ferrous Metals	2.17
Jindal Steel & Power Aug 2009	Ferrous Metals	(2.18)
Siemens	Industrial Capital Goods	2.01
Siemens India Aug 2009	Industrial Capital Goods	(2.02)
Bank of India	Banks	2.02
Bank of India Aug 2009	Banks	(2.03)
Reliance Petroleum	Petroleum Products	0.94
Reliance Petroleum Aug 2009	Petroleum Products	(0.95)
Tata Teleservices (Maharashtra)	Telecom - Services	0.67
Tata Teleservices (Maharashtra) Aug 2009	Telecom - Services	(0.67)
Tech Mahindra	Software	0.47
Tech Mahindra Aug 2009	Software	(0.47)
Kingfisher Airlines	Transportation	7.45
Kingfisher Airlines Aug 2009	Transportation	(7.50)
K.S. Oils	Consumer Non Durables	6.18
K.S. Oils Aug 2009	Consumer Non Durables	(6.22)
Essar Oil	Petroleum Products	5.91
Essar Oil Aug 2009	Petroleum Products	(5.93)
Total		(0.08)
Total		24.93
Derivatives		
NIFTY Index Future Aug 2009	Index Future	74.90
Total		74.90
Cash & Cash Equivalents		
Fixed Deposit	Unrated	18.28
HDFC Bank	Unrated	9.14
Total		27.42

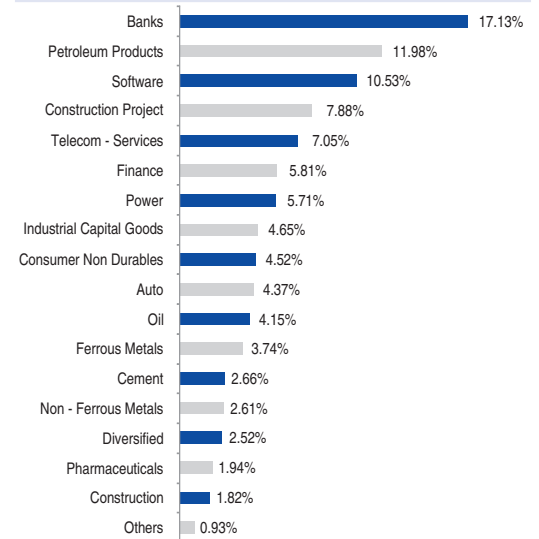
Name of Instrument	Sector	% of Net Assets
CBLO / Reverse Repo Investments		8.82
Net Receivable/Payable		(36.07)
Total		0.17
Grand Total		100.00

* Total Exposure to illiquid securities is 0.00% of the portfolio; i.e. Rs.0.00 lakhs

Asset Allocation



Sector Classification



NAV as on 31st July, 2009 In Rs. Per Unit

Option	NAV
Growth Option	10.29
Dividend Option	10.29

Performance as on 31st July, 2009

Scheme Name	Absolute Returns (In %)		
	NAV (31-July-09)	1 Month	*Since Inception
Edelweiss Nifty Enhancer Fund - Growth	10.29	8.09	2.90
S & P CNX Nifty		8.05	2.63

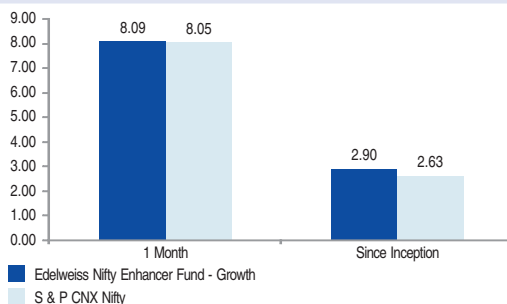
Source: www.mutualfundsindia.com

Past performance may or may not be sustained in future.

*Inception Date June 16, 2009

***Performance of the dividend plan for the investor would be net of the dividend distribution tax, as applicable.

Fund Performances VS Benchmark Index



**Current year to date ratio to average AUM. AMC reserves the right to change the expense ratio within the limits prescribed in the Scheme Information Document.

Risk Factors: Edelweiss Nifty Enhancer Fund is only the name of the scheme and does not in any manner indicate either the quality of the scheme, its future prospects and return. All Mutual Fund and securities investments are subject to market risk and there can be no assurance that the schemes' objectives will be achieved. As with any investment in securities, the NAV of the Units issued under the Scheme can go up or down depending on the factors and forces affecting the capital markets. Past performance of the Sponsor and their Affiliates/AMC/Mutual Fund & its Scheme(s) does not indicate the future performance of the Scheme and may not necessarily provide a basis of comparison with other investments. Investment in Mutual Fund Units involves investment risks such as trading volumes, settlement risk, liquidity risk, default risk including the possible loss of principal. As the price / value / interest rates of the securities in which the scheme invests fluctuates, the value of your investment in the scheme may go up or down. Investors are not being offered any guaranteed / assured returns under any scheme of Edelweiss Mutual Fund.

#Disclaimer: "S&P®" and "Standard and Poor's®" are trademarks of the McGraw-hill Companies, Inc. ("S&P"), and have been licensed for use by India Index Services & Products Limited in connection with the S&P CNX Nifty Index. "The Product is not sponsored, endorsed, sold or promoted by India Index Services & Products Limited ("IISL") or Standard & Poor's, a division of The McGraw-Hill Companies, Inc. ("S&P"). Neither IISL nor S&P makes any representation or warranty, express or implied, to the owners of the Product or any member of the public regarding the advisability of investing in securities generally or in the Product. Please read the full Disclaimers in relation to the S&P CNX Nifty Index in the Offer Document / Prospectus / Information Statement."

Statutory Details: Edelweiss Mutual Fund is set up as a Trust under the Indian Trust Act, 1882 by Edelweiss Capital Limited. **Sponsor:** Edelweiss Capital Limited (ECL) (liability restricted to initial contribution of Rs. 1 Lac). **Trustee:** Edelweiss Trustee Company Limited (ETCL), a Company registered under the Companies Act, 1956. **Investment Manager:** Edelweiss Asset Management Limited (EAML), a Company registered under the Companies Act, 1956. Copy of the Statement of Additional Information (SAI) / Scheme Information Document (SID) and Key Information Memorandum (KIM) can be obtained from any of our Investor Services Centers as well as from our website www.edelweissmf.com. **Mutual Fund investments are subject to market risks. Please read the Statement of Additional Information (SAI) & Scheme Information Document (SID) of the respective schemes carefully before investing.**