

Scheme Features

Scheme Type

An Open Ended Equity Linked Savings Scheme

Benchmark

BSE 500.

Date of Allotment

30th December 2008

Entry Load

2.25% of the Applicable NAV

Exit Load

Nil

Expense Ratio

1.25%

Options

Growth and Dividend

Facilities (Under Dividend Option)

Reinvestment, Payout & Sweep
(Default facility, Dividend Reinvestment facility)

Default Option

Growth

Minimum Investment

Minimum of Rs. 500/- per application & in multiples of Rs. 500/-

Minimum Additional Investment Amount

Minimum of Rs. 500/- per application & in multiples of Rs. 500/-

Minimum Redemption Amount

Minimum of Rs. 500* per application

* Redemption of Units can be made only after a period of 3 years of lock-in period from the date of allotment of the Units proposed to be redeemed.

Ratios

Since the scheme has been launched recently and the performance history is available only for a very short period, Standard Deviation, R-Squared, Beta, Sharpe Ratio, and Portfolio Turnover have not been computed for this month.

Fund Manager

Mr. Tarbir Shahpuri

Experience : 5 years

Managing the fund since: 30th December 2008

AUM as on February 28th, 2009

Rs. 0.13 Cr.

Investment Objective

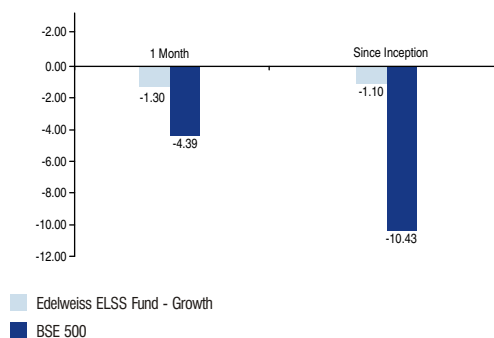
The primary objective of the scheme is to generate long-term capital appreciation with an option of periodic payouts at the end of lock in periods from a portfolio that invests predominantly in equity and equity related instruments. However, there is no assurance that the investment objective of the Scheme will be realized and the Scheme does not assure or guarantee any returns.

Portfolio

Name of Instrument	Sector	% of Net Assets
Equity & Equity Related Instruments		
Listed / awaiting listing on the stock exchanges		
Reliance Industries	Petroleum Products	5.18
NTPC	Power	3.96
Oil & Natural Gas Corpn	Oil	3.82
Bharti Airtel	Telecom - Services	3.17
Bharat Heavy Electricals	Industrial Capital Goods	1.80
ITC	Consumer Non Durables	1.80
Infosys Technologies	Software	1.80
State Bank of India	Banks	1.73
Hindustan Unilever	Diversified	1.44
Tata Consultancy Services	Software	1.22
Power Grid Corporation of India	Power	1.08
Housing Development Finance Corporation	Finance	1.01
HDFC Bank	Banks	0.94
ICICI Bank	Banks	0.94
Larsen & Toubro	Construction Project	0.94
Reliance Petroleum	Petroleum Products	0.86
Reliance Communications	Telecom - Services	0.86
Cairn India	Oil	0.86
Steel Authority of India	Ferrous Metals	0.79
Wipro	Software	0.79
GAIL (India)	Gas	0.65
DLF	Construction	0.65
Reliance Power	Power	0.65
Sun Pharmaceuticals Industries	Pharmaceuticals	0.58
Maruti Suzuki India	Auto	0.50
Hero Honda Motors	Auto	0.50
Sterlite Industries (India)	Non - Ferrous Metals	0.43
Tata Power Co.	Power	0.43
Cipla	Pharmaceuticals	0.36
Bharat Petroleum Corpn.	Petroleum Products	0.36
Idea Cellular	Telecom - Services	0.36
National Aluminium Company	Non - Ferrous Metals	0.36
Tata Steel	Ferrous Metals	0.29
Tata Communications	Telecom - Services	0.29
Grasim Industries	Cement	0.29
Reliance Infrastructure	Power	0.29
Punjab National Bank	Banks	0.29
Ambuja Cement	Cement	0.22
ACC	Cement	0.22
Reliance Capital	Finance	0.22
ABB	Industrial Capital Goods	0.22
Mahindra & Mahindra	Auto	0.22
Siemens	Industrial Capital Goods	0.22
Tata Motors	Auto	0.22
Ranbaxy Laboratories	Pharmaceuticals	0.14
HCL Technologies	Software	0.14
Hindalco Industries	Non - Ferrous Metals	0.14
Suzlon Energy	Industrial Capital Goods	0.14
Unitech	Construction	0.14
Zee Entertainment Enterprises	Media & Entertainment	0.14
Total		44.65
Cash & Cash Equivalent		
CBLO / Reverse Repo Investments		54.00
Net Receivables/Payables		1.35
Total		55.35
GRAND TOTAL		100.00

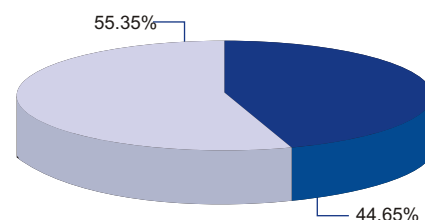
* Total Exposure to illiquid securities is 0.00% of the portfolio, i.e. Rs.0.00 lakh

Fund Performances VS Benchmark Index

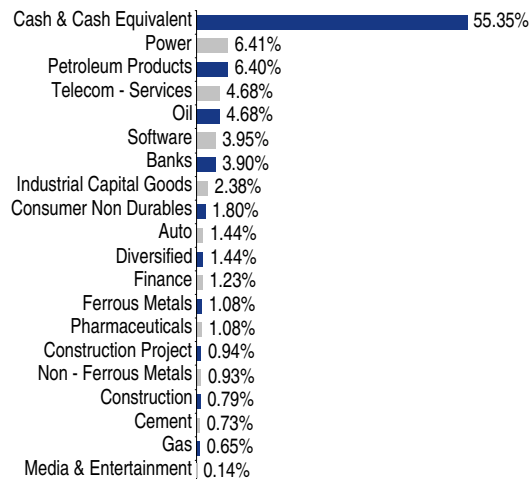


Asset Allocation

Equity & Equity Related Instruments | Cash & Cash Equivalent



Sector Classification



NAV as on 27th February, 2009

In Rs. Per Unit

Growth Option	9.89
Dividend Option	9.89

Performance as on 27th February, 2009

Scheme Name	NAV	Absolute Returns (In %)	
		1 Month	*Since Inception
Edelweiss ELSS Fund - Growth	9.89	-1.2974	-1.1
BSE 500		-4.3887	-10.43

Source: www.mutualfundsindia.com

Past performance may or may not be sustained in future.

*Inception Date December 30, 2008

Risk Factors: Edelweiss ELSS Fund is only the name of the scheme and does not in any manner indicate either the quality of the scheme, its future prospects and return. The Scheme, being offered, is the maiden scheme in the Equity Linked Saving Scheme Category under its management. All Mutual Fund and securities investments are subject to market risk and there can be no assurance that the schemes' objectives will be achieved. As with any investment in securities, the NAV of the Units issued under the Scheme can go up or down depending on the factors and forces affecting the capital markets. Past performance of the Sponsor and their Affiliates/AMC/Mutual Fund & its Scheme(s) does not indicate the future performance of the Scheme and may not necessarily provide a basis of comparison with other investments. Investment in Mutual Fund Units involves investment risks such as trading volumes, settlement risk, liquidity risk, default risk including the possible loss of principal. As the price / value / interest rates of the securities in which the scheme invests fluctuates, the value of your investment in the scheme may go up or down. Investors are not being offered any guaranteed / assured returns under any scheme of Edelweiss Mutual Fund. This scheme is subject to lock-in period of 3 years. Tax benefits indicated are as per prevailing laws. Please consult your tax advisor before investing. **Mutual Fund investments are subject to market risks. Please read the Statement of Additional Information (SAI) & Scheme Information Document (SID) of the respective schemes carefully before investing.**

Statutory Details: Edelweiss Mutual Fund is set up as a Trust under the Indian Trust Act, 1882 and SEBI vide Registration No.MF/057/08/02 dated 30th April, 2008 has granted registration for Edelweiss Mutual Fund under the provisions of SEBI (Mutual Funds) Regulations, 1996. **Sponsor:** Edelweiss Capital Limited (ECL) (liability restricted to seed corpus of Rs. 1 Lac). **Trustee:** Edelweiss Trusteeship Company Limited (ETCL). **Investment Manager:** Edelweiss Asset Management Limited (EAML). Copy of SAI/SID and Key Information Memorandum (KIM) can be obtained from any of our Investor Services Centers as well as from our website www.edelweissmf.com.