

### Scheme features

#### Scheme Type

An Open Ended Debt scheme

#### Benchmark

CRISIL Liquid Fund Index

#### Date of Allotment

9th September 2008

#### Entry Load

Nil<sup>5</sup>

<sup>5</sup>In terms of SEBI circular no. SEBI/IMD/CIR No. 4/ 168230/09 dated June 30, 2009, no entry load will be charged by the Scheme to the investor effective August 1, 2009. Upfront commission shall be paid directly by the investor to the AMFI registered Distributors based on the investors' assessment of various factors including the service rendered by the distributor.

#### Exit Load

0.10% if redeemed before the 8th day of allotment.

#### Total Expense Ratio<sup>\*\*</sup>

Retail	0.28%
Institutional	0.25%

#### Investment Plans

Retail and Institutional Plan

#### Options

Growth and Dividend

#### Facilities (Under Dividend Option)

Dividend Reinvestment, (Daily, Weekly, Fortnightly and Monthly Frequency), Dividend Payout (Monthly Frequency\*), Dividend Sweep (Monthly Frequency)

\* If the Dividend under Payout option is less than or equal to Rs. 100 then it will be by Default reinvested under the Monthly Reinvestment Facility.

#### Default Option

Retail Plan, Dividend Option, Daily Dividend Reinvestment Facility

#### Minimum Investment

Retail Plan: Rs. 5,000/- and in multiples of Re.1/- thereafter.

Institutional Plan: Rs. 1 Crore and in multiples of Re.1/- thereafter.

#### Minimum Additional Investment Amount

Retail Plan: Rs. 1,000/- and in multiples of Re.1/- thereafter.

Institutional Plan: Rs. 1 Lac and in multiples of Re.1/- thereafter.

#### Minimum Redemption Amount

• Minimum of 50 units & in multiples of 1 unit thereafter or Rs. 500 & in multiples of Re. 1/- thereafter.

• For demat transactions, minimum redemption would be mandatorily 50 units.

• In case of the investors/ units holders having available balance less than Rs. 500/- or less than 50 units in their respective folio on the day of submission of valid redemption request, for the respective plan, the minimum redemption limit would be the available balance.

#### Fund Manager

Mr. Kapil Punjabi Experience: 4 years. Managing the fund since: December 5, 2009

#### AUM as on October 31, 2010

Rs. 113.34 (in Cr.)

#### Average Maturity

0.18 Years

#### Modified Duration

0.17 Years

### Investment Objective

The objective of the Scheme is to provide reasonable returns, commensurate with moderate level of risk and high degree of liquidity, through a portfolio constituted of money market and debt instruments. However, there is no assurance that the investment objective of the Scheme will be realized and the Scheme does not assure or guarantee any returns.

### Portfolio

Name of Instrument	Rating	% to Net Assets
--------------------	--------	-----------------

#### MONEY MARKET INSTRUMENT

Certificate of Deposit\*\*

State Bank of India	AAA	21.96
IDBI Bank	A1+	21.18
Syndicate Bank	A1+	13.23
<b>Total</b>		<b>56.37</b>

#### Commercial Paper\*\*

Religare Finvest	A1+	21.64
Morgan Stanley	F1+(ind)	17.63
<b>Total</b>		<b>39.27</b>

#### Cash & Cash Equivalents

CBLO / Reverse Repo Investments	5.21
Net Receivable/Payable	(0.85)
<b>Total</b>	<b>4.36</b>

**Grand Total 100.00**

All corporate ratings are assigned by rating agencies like CRISIL, CARE, ICRA, FITCH.

\*\*Thinly traded/Non traded securities and illiquid securities as defined in SEBI Regulations and Guidelines.

### Rating Profile

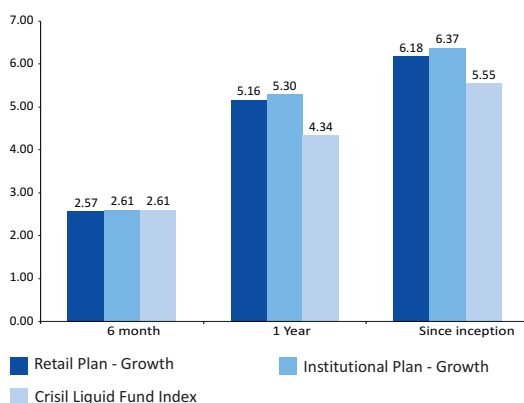
Sector / Rating	Percent
A1+	56.05%
AAA	21.96%
F1+(ind)	17.63%
Cash & Cash Equivalent	4.36%
<b>Total</b>	<b>100.00%</b>

### NAV as on October 29, 2010

Rs. Per Unit

Retail Plan - Dividend Daily Option	10.0000
Retail Plan - Dividend Weekly Option	10.0045
Retail Plan - Dividend Monthly Option	10.0631
Retail Plan - Dividend Fortnightly Option	10.0129
Retail Plan - Growth Option	11.3677
Institutional Plan - Dividend Daily Option	10.0095
Institutional Plan - Monthly Dividend Option	10.0472
Institutional Plan - Weekly Dividend Option	10.0047
Institutional Plan - Growth Option	11.4112

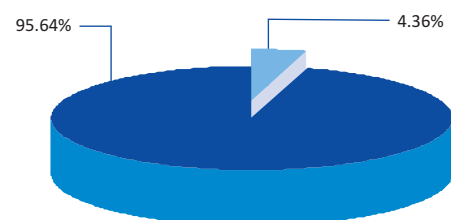
### Fund Performances VS Benchmark Index



\*\*Current year to date ratio to average AUM. AMC reserves the right to change the expense ratio within the limits prescribed in the Scheme Information Document.

### Asset Allocation

■ Money Market Instruments ■ Cash & Cash Equivalent



### Dividend History

Record Date	Plan/ Option Name	NAV on Record Date (Rs.)	Retail Dividend Rate (Rs.)	Corporate Dividend Rate (Rs.)
31/08/2010	Retail - Dividend (Monthly)	10.0564	0.036143	0.033685
31/08/2010	Institutional - Dividend (Monthly)	10.0397	0.032771	0.030543
29/09/2010	Retail - Dividend (Monthly)	10.0617	0.039786	0.037081
29/09/2010	Institutional - Dividend (Monthly)	10.0488	0.042366	0.039486
29/10/2010	Retail - Dividend (Monthly)	10.0631	0.046495	0.043334
29/10/2010	Institutional - Dividend (Monthly)	10.0472	0.043183	0.040247

Dividend is declared on the face value of Rs. 10/- per unit. Dividend will be paid subject to availability of distributable surplus. After payment of dividend the NAV of the dividend option of the Scheme falls to the extent of the dividend pay out and statutory levy if any. **Past Performance may or may not be sustained in the future.**

### Performance as on October 29, 2010

Plan/ Option Name	Returns (In %)		
	6 Months	1 Year	*Since Inception
Retail Plan - Growth***	2.57	5.16	6.18
Institutional Plan - Growth***	2.61	5.30	6.37
Crisil Liquid Fund Index	2.61	4.34	5.55

Source: www.mutualfundsindia.com

**Past performance may or may not be sustained in future.**

The above information is not necessarily indicative of future results and may not necessarily provide a basis for comparison with other investments.

\*Inception Date is September 9, 2008

\*\*\*Performance of the dividend option for the investor would be net of the dividend distribution tax, as applicable.

\*Returns less than one year are absolute and returns equal to or greater than one year are compounded annualized (CAGR).

**Risk Factors:** Edelweiss Short Term Bond Fund (formerly Edelweiss Liquid Plus Fund) is only the name of the scheme and does not in any manner indicate either the quality of the scheme, its future prospects and return. All Mutual Fund and securities investments are subject to market risk and there can be no assurance that the schemes' objectives will be achieved. As with any investment in securities, the NAV of the Units issued under the Scheme can go up or down depending on the factors and forces affecting the capital markets. Past performance of the Sponsor and their Affiliates/AMC/Mutual Fund & its Scheme(s) does not indicate the future performance of the Scheme and may not necessarily provide a basis for comparison with other investments. Investment in Mutual Fund Units involves investment risks such as trading volumes, settlement risk, liquidity risk, default risk including the possible loss of principal and uncertainty of dividend distribution. As the price / value / interest rates of the securities in which the scheme invests fluctuates, the value of your investment in the scheme may go up or down. Investors are not being offered any guaranteed / assured returns under any scheme of Edelweiss Mutual Fund.

**Statutory Details:** Edelweiss Mutual Fund is set up as a Trust under the Indian Trusts Act, 1882 by Edelweiss Capital Limited. **Sponsor:** Edelweiss Capital Limited (ECL)(liability restricted to initial contribution of Rs. 1 Lac). **Trustee:** Edelweiss Trusteeship Company Limited (ETCL), a Company registered under the Companies Act, 1956 **Investment Manager:** Edelweiss Asset Management Limited (EAML), a Company registered under the Companies Act, 1956. Copy of the Statement of Additional Information (SAI) / Scheme Information Document (SID) and Key Information Memorandum (KIM) can be obtained from any of our Investor Services Centers as well as from our website www.edelweissmf.com. **Mutual Fund investments are subject to market risks. Please read the Statement of Additional Information (SAI) & Scheme Information Document (SID) of the respective schemes carefully before investing.**

## Scheme features

### Scheme Type

An Open Ended Gilt scheme

### Benchmark

I-Sec Composite Gilt Index

### Date of Allotment

6th July 2009

### Entry Load

Nil<sup>§</sup>

<sup>§</sup>In terms of SEBI circular no. SEBI/IMD/CIR No. 4/ 168230/09 dated June 30, 2009, no entry load will be charged by the Scheme to the investor effective August 1, 2009. Upfront commission shall be paid directly by the investor to the AMFI registered Distributors based on the investors' assessment of various factors including the service rendered by the distributor.

### Exit Load

- Upto 7 days - 0.10%
- Above 7 days - Nil

### Total Expense Ratio<sup>¶¶</sup>

1.12%

### Options

Growth and Dividend

### Facilities (Under Dividend Option)

Dividend payout, Dividend Sweep & Dividend Reinvestment

### Default Option

Growth

### Minimum Investment

Retail Plan: Rs. 5,000/- and in multiples of Re.1/- thereafter.

### Minimum Additional Investment Amount

Retail Plan: Rs. 1,000/- and in multiples of Re.1/- thereafter.

### Minimum Redemption Amount

- Minimum of 50 units & in multiples of 1 unit thereafter or Rs. 500 & in multiples of Re.1/- thereafter.
- For demat transactions, minimum redemption would be mandatorily 50 units.
- In case of the investors/ units holders having available balance less than Rs. 500/- or less than 50 units in their respective folio on the day of submission of valid redemption request, for the respective plan, the minimum redemption limit would be the available balance.

### Fund Manager

Mr. Kapil Punjabi **Experience:** 4 years. Managing the fund since: December 5, 2009

### AUM as on October 31, 2010

Rs. 2.10 (in Cr.)

### Average Maturity

4.44 Years

### Modified Duration

2.45 Years

## Investment Objective

The investment objective of the scheme is to generate income and capital appreciation by investing predominantly in securities issued by the Government of India or State Governments. However, there is no assurance that the investment objective of the Scheme will be realized and the scheme does not assure or guarantee any returns.

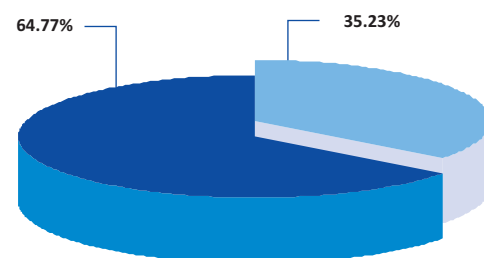
## Portfolio

Name of Instrument	Rating	% to Net Assets
<b>CENTRAL GOVERNMENT SECURITIES</b>		
08.08% CGL 2022	SOV	11.88
08.28% CGL 2032	SOV	11.74
07.17% CGL 2015	SOV	11.61
<b>Total</b>		<b>35.23</b>
<b>Cash &amp; Cash Equivalents</b>		
CBLO / Reverse Repo Investments		6.85
Net Receivable/Payable		57.92
<b>Total</b>		<b>64.77</b>
<b>Grand Total</b>		<b>100.00</b>

All corporate ratings are assigned by rating agencies like CRISIL, CARE, ICRA, FITCH.

## Asset Allocation

■ Cash & Cash Equivalent ■ Government Securities



## Rating Profile

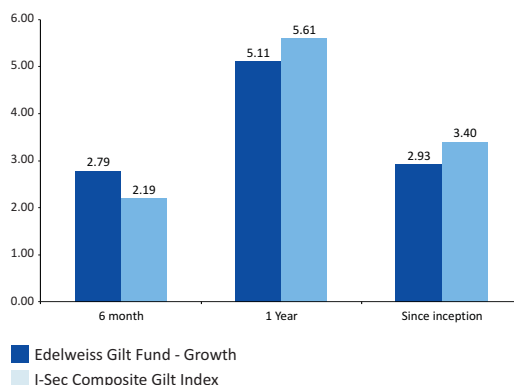
Sector / Rating	Percent
SOV	35.23%
Cash & Cash Equivalent	64.77%
<b>Total</b>	<b>100.00%</b>

## NAV as on October 29, 2010

## Rs. Per Unit

Retail Plan - Dividend Option	10.3876
Retail Plan - Growth Option	10.3876

## Fund Performances VS Benchmark Index



<sup>¶¶</sup>Current year to date ratio to average AUM. AMC reserves the right to change the expense ratio within the limits prescribed in the Scheme Information Document.

## Performance as on October 29, 2010

Plan/ Option Name	Returns (In %)		
	6 Months	1 Year	*Since Inception
Growth***	2.79	5.11	2.93
I-Sec Composite Gilt Index	2.19	5.61	3.40

Source: www.mutualfundsindia.com

**Past performance may or may not be sustained in future.**

The above information is not necessarily indicative of future results and may not necessarily provide a basis for comparison with other investments.

\*Inception Date is July 6, 2009

\*\*\*Performance of the dividend option for the investor would be net of the dividend distribution tax, as applicable.

<sup>¶</sup>Returns less than one year are absolute and returns equal to or greater than one year are compounded annualized (CAGR).

**Risk Factors:** Edelweiss Gilt fund is only the name of the scheme and does not in any manner indicate either the quality of the scheme, its future prospects and return. All Mutual Fund and securities investments are subject to market risk and there can be no assurance that the schemes' objectives will be achieved. As with any investment in securities, the NAV of the Units issued under the Scheme can go up or down depending on the factors and forces affecting the capital markets. Past performance of the Sponsor and their Affiliates/AMC/Mutual Fund & its Scheme(s) does not indicate the future performance of the Scheme and may not necessarily provide a basis of comparison with other investments. Investment in Mutual Fund Units involves investment risks such as trading volumes, settlement risk, liquidity risk, default risk including the possible loss of principal and uncertainty of dividend distribution. As the price / value / interest rates of the securities in which the scheme invests fluctuates, the value of your investment in the scheme may go up or down. Investors are not being offered any guaranteed / assured returns under any scheme of Edelweiss Mutual Fund.

**Statutory Details:** Edelweiss Mutual Fund is set up as a Trust under the Indian Trusts Act, 1882 by Edelweiss Capital Limited. **Sponsor:** Edelweiss Capital Limited (ECL)(liability restricted to initial contribution of Rs. 1 Lac). **Trustee:** Edelweiss Trusteeship Company Limited (ETCL), a Company registered under the Companies Act, 1956 **Investment Manager:** Edelweiss Asset Management Limited (EAML), a Company registered under the Companies Act, 1956. Copy of the Statement of Additional Information (SAI) / Scheme Information Document (SID) and Key Information Memorandum (KIM) can be obtained from any of our Investor Services Centers as well as from our website www.edelweissmf.com. **Mutual Fund investments are subject to market risks. Please read the Statement of Additional Information (SAI) & Scheme Information Document (SID) of the respective schemes carefully before investing.**

### Scheme features

#### Scheme Type

An Open Ended Income scheme

#### Benchmark

CRISIL MIP Blended Fund Index

#### Date of Allotment

24th February 2010

#### Entry Load

Nil<sup>†</sup>

<sup>†</sup>In terms of SEBI circular no. SEBI/IMD/CR No. 4/ 168230/09 dated June 30, 2009, no entry load will be charged by the Scheme to the investor effective August 1, 2009. Upfront commission shall be paid directly by the investor to the AMFI registered Distributors based on the investors' assessment of various factors including the service rendered by the distributor.

#### Exit Load

- Upto 30 days - 1%
- Above 30 days - Nil

#### Total Expense Ratio\*\*

1.25%

#### Options

Growth and Monthly Dividend

#### Facilities (Under Dividend Option)

Dividend Reinvestment, Dividend Payout\*, and Dividend Sweep

\* If the Dividend under Payout option is less than or equal to Rs. 100 then it will be by Default reinvested under the Monthly Reinvestment Facility.

#### Default Option

Growth

#### Minimum Investment

Rs. 5,000/- and in multiples of Re.1/- thereafter.

#### Minimum Additional Investment Amount

Rs. 1,000/- and in multiples of Re.1/- thereafter.

#### Minimum Redemption Amount

Rs. 1,000/- and in multiples of Re.1/- thereafter.

#### Fund Manager

Mr. Kapil Punjabi

**Experience:** 4 years. Managing the fund since inception

#### AUM as on October 31, 2010

Rs. 30.88 (in Cr.)

#### Average Maturity

1.32 Years

#### Modified Duration

1.13 Years

### Investment Objective

The investment objective of the scheme is to generate returns that are consistent with the moderate levels of risk and liquidity through active management of a diversified portfolio constituted of debt and money market instruments, securitized debt, government securities, and equity & equity related instruments. However, there is no assurance that the investment objective of the Scheme will be realized and the Scheme does not assure or guarantee any returns.

### Portfolio

Name of Instrument	Rating	% to Net Assets
--------------------	--------	-----------------

#### BONDS & NCDs

##### Listed / awaiting listing on the stock exchanges

Shriram Transport Finance Co.	AA	16.11
L&T Finance	AA+	16.00
Tata Capital	AA+	15.94
Reliance Capital	AAA	15.54
ETHL Communications Holding	AAA	15.27
Power Grid Corporation of India	AAA	0.40
<b>Total</b>		<b>79.26</b>

#### MONEY MARKET INSTRUMENT

##### Certificate of Deposit\*\*

IDBI Bank	P1+	15.38
<b>Total</b>		<b>15.38</b>

#### Cash & Cash Equivalents

CBLO / Reverse Repo Investments		2.03
Net Receivable/Payable		3.33
<b>Total</b>		<b>5.36</b>

#### Grand Total

**100.00**

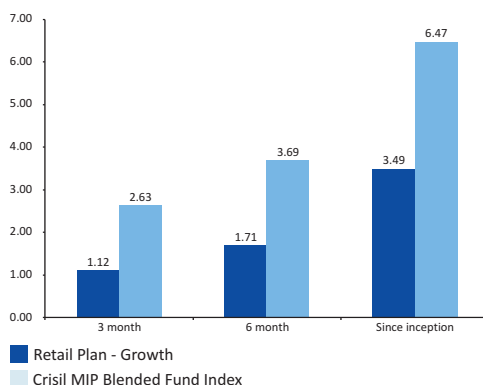
All corporate ratings are assigned by rating agencies like CRISIL, CARE, ICRA, FITCH.

\*\*Thinly traded/Non traded securities and illiquid securities as defined in SEBI Regulations and Guidelines.

### Rating Profile

Sector / Rating	Percent
AA+	31.94%
AAA	31.21%
AA	16.11%
P1+	15.38%
Cash & Cash Equivalent	5.36%
<b>Total</b>	<b>100.00%</b>

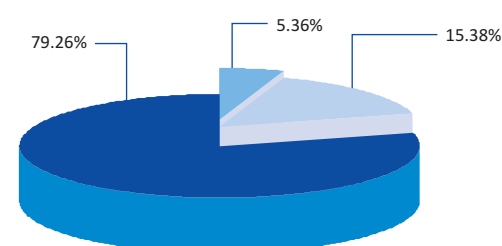
### Fund Performances VS Benchmark Index



\*\*Current year to date ratio to average AUM. AMC reserves the right to change the expense ratio within the limits prescribed in the Scheme Information Document.

### Asset Allocation

■ Bonds & NCDs  
■ Cash & Cash Equivalent  
■ Money Market Instruments



### Dividend History - Monthly dividend Option

No dividend was declared in last 3 Months due to unavailability of distributable surplus.

Dividend is declared on the face value of Rs. 10/- per unit. Dividend will be paid subject to availability of distributable surplus. After payment of dividend the NAV of the dividend option of the Scheme falls to the extent of the dividend pay out and statutory levy if any. **Past Performance may or may not be sustained in the future.**

### NAV as on October 29, 2010

#### Rs. Per Unit

Growth Option	10.3490
Dividend Option	10.1020

### Performance as on October 29, 2010

Plan/ Option Name	Returns (In %)		
	3 Months	6 Months	*Since Inception
Growth***	1.12	1.71	3.49
Crisil MIP Blended Fund Index	2.63	3.69	6.47

Source: www.mutualfundsindia.com

**Past performance may or may not be sustained in future.**

The above information is not necessarily indicative of future results and may not necessarily provide a basis for comparison with other investments.

\*Inception Date is February 24, 2010

\*\*\*Performance of the dividend option for the investor would be net of the dividend distribution tax, as applicable.

\*Returns shown above are absolute returns as the scheme has not completed one year of existence

**Risk Factors:** Edelweiss Income Advantage Fund is only the name of the scheme and does not in any manner indicate either the quality of the scheme, its future prospects and return. All Mutual Fund and securities investments are subject to market risk and there can be no assurance that the schemes' objectives will be achieved. As with any investment in securities, the NAV of the Units issued under the Scheme can go up or down depending on the factors and forces affecting the capital markets. Past performance of the Sponsor and their Affiliates/AMC/Mutual Fund & its Scheme(s) does not indicate the future performance of the Scheme and may not necessarily provide a basis of comparison with other investments. Investment in Mutual Fund Units involves investment risks such as trading volumes, settlement risk, liquidity risk, default risk including the possible loss of principal and uncertainty of dividend distribution. As the price / value / interest rates of the securities in which the scheme invests fluctuates, the value of your investment in the scheme may go up or down. Investors are not being offered any guaranteed / assured returns under any scheme of Edelweiss Mutual Fund.

**Statutory Details:** Edelweiss Mutual Fund is set up as a Trust under the Indian Trusts Act, 1882 by Edelweiss Capital Limited. **Sponsor:** Edelweiss Capital Limited (ECL) (liability restricted to initial contribution of Rs. 1 Lac). **Trustee:** Edelweiss Trusteeship Company Limited (ETCL), a Company registered under the Companies Act, 1956. **Investment Manager:** Edelweiss Asset Management Limited (EAML), a Company registered under the Companies Act, 1956. Copy of the Statement of Additional Information (SAI) / Scheme Information Document (SID) and Key Information Memorandum (KIM) can be obtained from any of our Investor Services Centers as well as from our website www.edelweissmf.com. **Mutual Fund investments are subject to market risks. Please read the Statement of Additional Information (SAI) & Scheme Information Document (SID) of the respective schemes carefully before investing.**

## Scheme features

### Scheme Type

An Open Ended Liquid scheme

### Benchmark

CRISIL Liquid Fund Index

### Date of Allotment

9th September 2008

### Entry Load

Nil<sup>†</sup>

<sup>‡</sup>In terms of SEBI circular no. SEBI/IMD/CIR No. 4/ 168230/09 dated June 30, 2009, no entry load will be charged by the Scheme to the investor effective August 1, 2009. Upfront commission shall be paid directly by the investor to the AMFI registered Distributors based on the investors' assessment of various factors including the service rendered by the distributor.

### Exit Load

Nil

### Total Expense Ratio<sup>\*\*\*</sup>

Retail	0.36%
Institutional	0.15%
Super Institutional	0.13%

### Investment Plans

Retail, Institutional and Super Institutional Plan

### Options

Growth and Dividend

### Facilities (Under Dividend Option)

Dividend Reinvestment, (Daily, Weekly, Fortnightly and Monthly Frequency), Dividend Payout (Monthly Frequency\*), Dividend Sweep (Monthly Frequency)

\* If the Dividend under Payout option is less than or equal to Rs. 100 then it will be by Default reinvested under the Monthly Reinvestment Facility.

### Default Option

Retail Plan, Dividend Option, Daily Dividend Reinvestment Facility

### Minimum Investment

Retail Plan: Rs. 10,000/- and in multiples of Re.1/- thereafter.

Institutional Plan: Rs. 1 Crore and in multiples of Re.1/- thereafter.

Super Institutional Plan: Rs. 10 Crores and in multiples of Re.1/- thereafter.

### Minimum Additional Investment Amount

Retail Plan: Rs. 1,000/- and in multiples of Re.1/- thereafter.

Institutional Plan: Rs. 1 Lac and in multiples of Re.1/- thereafter.

Super Institutional Plan: Rs. 10 Lacs and in multiples of Re.1/- thereafter.

### Minimum Redemption Amount

• Minimum of 50 units & in multiples of 1 unit thereafter or Rs. 500 & in multiples of Rs. 1/- thereafter.

• For demat transactions, minimum redemption would be mandatorily 50 units.

• In case of the investors/ units holders having available balance less than Rs. 500/- or less than 50 units in their respective folio on the day of submission of valid redemption request, for the respective plan, the minimum redemption limit would be the available balance.

### Fund Manager

Mr. Kapil Punjabi Experience: 4 years Managing the fund since: December 5, 2009

### AUM as on October 31, 2010

Rs. 0.13 (in Cr.)

### Average Maturity

0.0027 Years

### Modified Duration

0.0027 Years

## Investment Objective

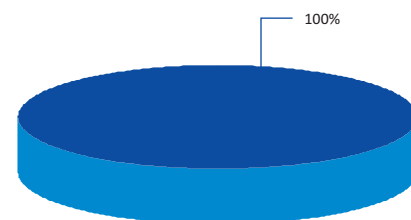
The objective of the Scheme is to provide optimal returns, commensurate with low risk and high degree of liquidity, through a portfolio constituted of money market & short term debt instruments. However, there is no assurance that the investment objective of the Scheme will be realized and the Scheme does not assure or guarantee any returns.

## Portfolio

Name of Instrument	Rating	% to Net Assets
<b>Cash &amp; Cash Equivalents</b>		
CBLO / Reverse Repo Investments		98.64
Net Receivable/Payable		1.36
<b>Total</b>		<b>100.00</b>

## Asset Allocation

■ Cash & Cash Equivalent



## Rating Profile

Sector / Rating	Percent
Cash & Cash Equivalent	100.00%
<b>Total</b>	<b>100.00%</b>

## NAV as on October 31, 2010

## Rs. Per Unit

Retail Plan - Dividend Daily Option	10.0000
Retail Plan - Dividend Weekly Option <sup>^</sup>	-
Retail Plan - Dividend Monthly Option	10.0018
Retail Plan - Dividend Fortnightly Option <sup>^</sup>	-
Retail Plan - Growth Option	11.0747
Institutional Plan - Growth Option <sup>^</sup>	-
Institutional Plan - Dividend Daily Option <sup>^</sup>	-

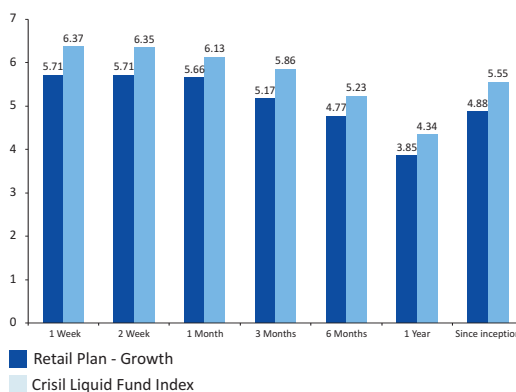
<sup>^</sup> There are no investors under this option

## Dividend History

Record Date	Plan/ Option Name	NAV on Record Date (Rs.)	Retail Dividend Rate (Rs.)	Corporate Dividend Rate (Rs.)
31/08/2010	Retail - Dividend (Monthly)	10.1117	0.032906	0.032906
29/09/2010	Retail - Dividend (Monthly)	10.0385	0.032760	0.032760
29/10/2010	Retail - Dividend (Monthly)	10.0434	0.035388	0.035388

Dividend is declared on the face value of Rs. 10/- per unit. Dividend will be paid subject to availability of distributable surplus. After payment of dividend the NAV of the dividend option of the Scheme falls to the extent of the dividend pay out and statutory levy if any. **Past Performance may or may not be sustained in the future.**

## Fund Performances VS Benchmark Index



<sup>\*\*\*</sup> Current year to date ratio to average AUM. AMC reserves the right to change the expense ratio within the limits prescribed in the Scheme Information Document.

## Performance as on October 29, 2010

Plan/ Option Name	#Returns (In %)						
	1 Week	2 Weeks	1 Month	3 Months	6 Months	1 Year	*Since Inception
Retail Plan - Growth***	5.71	5.71	5.66	5.17	4.77	3.85	4.88
Institutional Plan - Growth <sup>‡</sup>	-	-	-	-	-	-	-
Crisil Liquid Fund Index	6.37	6.35	6.13	5.86	5.23	4.34	5.55

Source: www.mutualfundsindia.com

**Past performance may or may not be sustained in future.**

The above information is not necessarily indicative of future results and may not necessarily provide a basis for comparison with other investments.

\*Inception Date is September 9, 2008

<sup>‡</sup>Since there are no investors in the Plan as on October 29, 2010, performance data has not been provided.

<sup>\*\*\*</sup> Performance of the dividend option for the investor would be net of the dividend distribution tax, as applicable.

<sup>#</sup>Returns less than one year are absolute and returns equal to or greater than one year are compounded annualized (CAGR).

**Risk Factors:** Edelweiss Liquid fund is only the name of the scheme and does not in any manner indicate either the quality of the scheme, its future prospects and return. All Mutual Fund and securities investments are subject to market risk and there can be no assurance that the schemes' objectives will be achieved. As with any investment in securities, the NAV of the Units issued under the Scheme can go up or down depending on the factors and forces affecting the capital markets. Past performance of the Sponsor and their Affiliates/AMC/Mutual Fund & its Scheme(s) does not indicate the future performance of the Scheme and may not necessarily provide a basis for comparison with other investments. Investment in Mutual Fund Units involves investment risks such as trading volumes, settlement risk, liquidity risk, default risk including the possible loss of principal and uncertainty of dividend distribution. As the price / value / interest rates of the securities in which the scheme invests fluctuates, the value of your investment in the scheme may go up or down. Investors are not being offered any guaranteed / assured returns under any scheme of Edelweiss Mutual Fund.

**Statutory Details:** Edelweiss Mutual Fund is set up as a Trust under the Indian Trusts Act, 1882 by Edelweiss Capital Limited. **Sponsor:** Edelweiss Capital Limited (ECL)(liability restricted to initial contribution of Rs. 1 Lac). **Trustee:** Edelweiss Trusteeship Company Limited (ETCL), a Company registered under the Companies Act, 1956 **Investment Manager:** Edelweiss Asset Management Limited (EAML), a Company registered under the Companies Act, 1956. Copy of the Statement of Additional Information (SAI) / Scheme Information Document (SID) and Key Information Memorandum (KIM) can be obtained from any of our Investor Services Centers as well as from our website www.edelweissmf.com. **Mutual Fund investments are subject to market risks. Please read the Statement of Additional Information (SAI) & Scheme Information Document (SID) of the respective schemes carefully before investing.**

### Scheme features

#### Scheme Type

An Open Ended Equity scheme

#### Benchmark

CRISIL MIP Blended Index

#### Date of Allotment

20th August 2009

#### Entry Load

Nil<sup>5</sup>

<sup>5</sup>In terms of SEBI circular no. SEBI/IMD/CIR No. 4/ 168230/09 dated June 30, 2009, no entry load will be charged by the Scheme to the investor effective August 1, 2009. Upfront commission shall be paid directly by the investor to the AMFI registered Distributors based on the investors' assessment of various factors including the service rendered by the distributor.

#### Exit Load

Under normal circumstances as well as under

Expiry Day Trigger Facility:

- If the Units are redeemed/switched-out on or before 180 days from the date of allotment: 1%
- If the Units are redeemed/switched-out on or before 180 days but on or before 365 days from the date of allotment: 0.50%
- If the Units are redeemed/switched-out after 365 days from the date of allotment: Nil

#### Total Expense Ratio<sup>6</sup>

1.57%

#### Options

Growth and Dividend

Facilities (Under Dividend Option)

Reinvestment, payout & Sweep Facility

(Default Facility - Dividend Reinvestment)

#### Default Option

Growth

#### Minimum Investment

Minimum of Rs. 5,000/- and in multiples of

Rs.1/- thereafter.

#### Minimum Additional Investment Amount

Minimum of Rs. 1,000/- and in multiples of

Rs.1/- thereafter.

#### Minimum Redemption Amount

- Minimum of 50 units & in multiples of 1 unit thereafter or Rs. 500 & in multiples of Rs. 1/- thereafter.

- For demat transactions, minimum redemption would be mandatorily 50 units.

- In case of the investors/ units holders having available balance less than Rs. 500/- or less than 50 units in their respective folio on the day of submission of valid redemption request, for the respective plan, the minimum redemption limit would be the available balance.

#### Ratios

Standard deviation	6.63%
Sharpe ratio	1.14
Portfolio beta	0.19
R squared	0.47

Risk Free rate considered for the above = 8.13% pa. (10 years G sec bond)

Please note: Standard deviation and Sharpe ratio are Annualized.

Portfolio Turnover Ratio ^ 2.77 times

^ Lower of sales or purchase divided by average AUM for last rolling 12 months.

#### Co-Fund Managers

Mr. Paul Parampreet - Experience: 5 years Managing the fund since: February 4,2010

Mr. Gavrav Khandelwal - Experience: Overall 6 years Managing the fund since : June 29,2010

#### AUM as on October 31, 2010

Rs. 44.24 (in Cr.)

### Investment Objective

The primary objective of the scheme will be to generate absolute returns with low volatility over a longer tenure of time. The scheme will invest in arbitrage opportunities, equity derivative strategies, pure equity investments and the balance in debt and money market instruments. The Scheme proposes to allocate assets to both equity and debt markets based upon the market view. However there is no assurance that the investment objective of the scheme will be realized.

### Portfolio

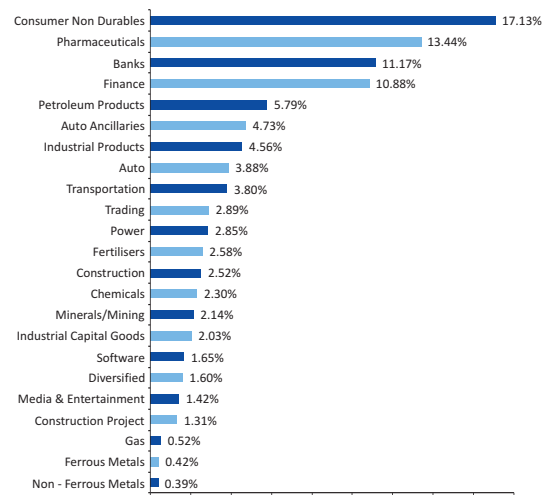
Name of Instrument	Industry	% to Net Assets
<b>EQUITY &amp; EQUITY RELATED</b>		
<b>Listed / awaiting listing on the stock exchanges</b>		
Balaji Distilleries	Consumer Non Durables	2.07
Titan Industries	Consumer Non Durables	1.97
Asian Paints	Consumer Non Durables	1.68
Shriram Transport Finance Co.	Finance	1.60
Mahindra & Mahindra Financial Services	Finance	1.40
UCO Bank	Banks	1.34
Central Bank of India	Banks	1.33
Coromandel International	Fertilisers	1.32
Oriental Bank of Commerce	Banks	1.32
Jet Airways (India)	Transportation	1.23
Bosch	Auto Ancillaries	1.23
LIC Housing Finance	Finance	1.20
Bharat Forge	Auto Ancillaries	1.20
Godrej Industries	Chemicals	1.18
Opto Circuits (India)	Pharmaceuticals	1.16
Cummins India	Industrial Products	1.14
Emami	Consumer Non Durables	1.14
Coal India #	Minerals/Mining	1.10
Sun Pharmaceuticals Industries	Pharmaceuticals	1.09
Lupin	Pharmaceuticals	1.06
Adani Enterprises	Trading	1.00
Cadilla Healthcare	Pharmaceuticals	0.97
Dr. Reddy's Laboratories	Pharmaceuticals	0.90
Cipla	Pharmaceuticals	0.86
GlaxoSmithKline Pharmaceuticals	Pharmaceuticals	0.86
Canara Bank	Banks	0.83
Bharat Petroleum Corpn.	Petroleum Products	0.83
Indian Oil Corporation	Petroleum Products	0.82
Hindustan Unilever	Diversified	0.77
United Breweries	Consumer Non Durables	0.77
ITC	Power	0.74
Dabur India	Consumer Non Durables	0.74
Hindustan Petroleum Corporation	Petroleum Products	0.74
Parvathi Developers	Construction	0.74
Sun TV Network	Media & Entertainment	0.73
Torrent Power	Power	0.72
Container Corporation of India	Transportation	0.71
Bharat Electronics	Industrial Capital Goods	0.70
Power Finance Corporation	Finance	0.69
Andhra Bank	Banks	0.67
Volta	Construction Project	0.67
Bajaj Auto	Auto	0.65
Exide Industries	Auto Ancillaries	0.62
Ashok Leyland	Auto	0.62
Castrol India	Petroleum Products	0.57
Matherson Sumi Systems	Auto Ancillaries	0.57
Godrej Properties	Construction	0.55
Mahindra & Mahindra	Auto	0.53
Rural Electrification Corporation	Finance	0.49
MMTC	Trading	0.48
Wipro	Software	0.48
Tata Consultancy Services	Software	0.39
Crompton Greaves	Industrial Capital Goods	0.35
BOC India	Gas	0.27
Bank of Baroda	Banks	0.24
Pioneer Distilleries	Consumer Non Durables	0.23
JSW Steel	Ferrous Metals	0.22
Tata Motors	Auto	0.21
Infrastructure Development Finance Company	Finance	0.20
Hindustan Zinc	Non - Ferrous Metals	0.20
ITC	Consumer Non Durables	0.19

#### Listed / awaiting listing on the stock exchanges: Reversed Positions

IDBI Bank Nov 2010 (Expiry 25-Nov-2010)	Banks	(0.41)
IDBI Bank	Banks	0.41
Steel Authority of India Nov 2010 (Expiry 25-Nov-2010)	Ferrous Metals	(0.71)
Steel Authority of India	Ferrous Metals	0.70
Kingfisher Airlines Nov 2010 (Expiry 25-Nov-2010)	Transportation	(0.91)
Kingfisher Airlines	Transportation	0.89
Essar Oil Nov 2010 (Expiry 25-Nov-2010)	Petroleum Products	(0.94)
Essar Oil	Petroleum Products	0.93
Praj Industries Nov 2010 (Expiry 25-Nov-2010)	Industrial Capital Goods	(0.94)
Praj Industries	Industrial Capital Goods	0.94
Aban Offshore Nov 2010 (Expiry 25-Nov-2010)	Oil	(1.12)
Aban Offshore	Oil	1.11
Hindustan Petroleum Corporation Nov 2010 (Expiry 25-Nov-2010)	Petroleum Products	(1.22)
Hindustan Petroleum Corporation	Petroleum Products	1.21
Larsen & Toubro Nov 2010 (Expiry 25-Nov-2010)	Construction Project	(1.38)
Larsen & Toubro	Construction Project	1.37
Oil & Natural Gas Corpn Nov 2010 (Expiry 25-Nov-2010)	Oil	(1.48)
Oil & Natural Gas Corpn	Oil	1.47
Videcon Industries Nov 2010 (Expiry 25-Nov-2010)	Consumer Durables	(1.50)
Videcon Industries	Consumer Durables	1.49
IVRCL Infrastructures & Projects Nov 2010 (Expiry 25-Nov-2010)	Construction	(1.87)
IVRCL Infrastructures & Projects	Construction	1.86
GVK Power & Infrastructure Nov 2010 (Expiry 25-Nov-2010)	Power	(2.17)
GVK Power & Infrastructure	Power	2.15
United Spirits <sup>8</sup> Nov 2010 (Expiry 25-Nov-2010)	Consumer Non Durables	(2.46)
United Spirits <sup>8</sup>	Consumer Non Durables	2.46
<b>DERIVATIVES</b>		
NIFTY 6300 Put Nov 2010 (Expiry 25-Nov-2010)	Index Option	(19.02)
NIFTY Index Future Nov 2010 (Expiry 25-Nov-2010)	Index Future	0.65
		(19.67)
<b>MONEY MARKET INSTRUMENT</b>		
Certificate of Deposit**		11.12
Axis Bank	P1+	11.12
<b>Others</b>		
<b>Cash &amp; Cash Equivalents</b>		
<b>Fixed Deposit</b>		
HDFC Bank (Maturity 03-Dec-10)	Unrated	1.13
Citibank N.A. (Maturity 21-Jan-11)	Unrated	1.13
Citibank N.A. (Maturity 14-Mar-11)	Unrated	1.13
Citibank N.A. (Maturity 23-Mar-11)	Unrated	0.57
Citibank N.A. (Maturity 22-Mar-11)	Unrated	0.57
CBLO / Reverse Repo Investments		7.14
Net Receivable/Payable		11.39
<b>Grand Total</b>		<b>100.00</b>

**Notes:**  
 \*\* Total Exposure to illiquid securities is 0.00% of the portfolio; i.e. Rs.0.00 lakhs  
 #Pending Listing on Stock Exchange  
 Fixed Deposit placed under margin : Rs. 200 (in Lakhs)  
 Total Exposure to derivative instruments (excluding reversed positions) as on 31/10/2010 : Rs. 898.90 (in Lakhs)  
 @ The short future positions are taken as hedge against pending corporate actions  
 \*Current year to date ratio to average AUM. AMC reserves the right to change the expense ratio within the limits prescribed in the Scheme Information Document.

### Asset Allocation



### NAV as on October 29, 2010

	Rs. Per Unit
Growth Option	11.60
Dividend Option	11.60

### Performance as on October 29, 2010

Plan/ Option Name	*Returns (In %)		
	6 Months	1 Year	*Since Inception
Growth***	10.06	17.17	13.26
CRISIL MIP Blended Index	3.59	8.48	8.51

Source: www.mutualfundsindia.com

### Past performance may or may not be sustained in future.

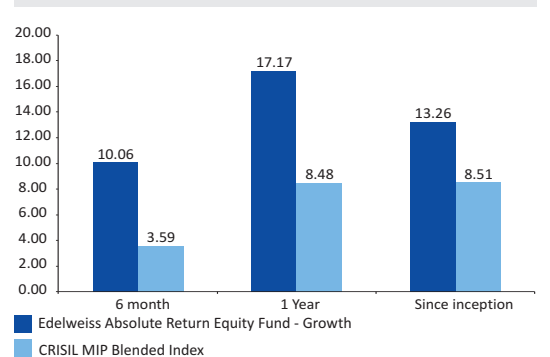
The above information is not necessarily indicative of future results and may not necessarily provide a basis for comparison with other investments.

\*Inception Date is August 20, 2009

\*\*\*Performance of the dividend option for the investor would be net of the dividend distribution tax, as applicable.

#Returns less than one year are absolute and returns equal to or greater than one year are compounded annualized (CAGR).

### Fund Performances VS Benchmark Index



**Risk Factors:** Edelweiss Absolute Return Equity Fund is only the name of the scheme and does not in any manner indicate either the quality of the scheme, its future prospects and return. All Mutual Fund and securities investments are subject to market risk and there can be no assurance that the schemes' objectives will be achieved. As with any investment in securities, the NAV of the Units issued under the Scheme can go up or down depending on the factors and forces affecting the capital markets. Past performance of the Sponsor and their Affiliates/AMC/Mutual Fund & its Scheme(s) does not indicate the future performance of the Scheme and may not necessarily provide a basis for comparison with other investments. Investment in Mutual Fund Units involves investment risks such as trading volumes, settlement risk, liquidity risk, default risk including the possible loss of principal and uncertainty of dividend distribution. As the price / value / interest rates of the securities in which the scheme invests fluctuates, the value of your investment in the scheme may go up or down. Investors are not being offered any guaranteed / assured returns under any scheme of Edelweiss Mutual Fund.

**Statutory Details:** Edelweiss Mutual Fund is set up as a Trust under the Indian Trusts Act, 1882 by Edelweiss Capital Limited. **Sponsor:** Edelweiss Capital Limited (ECL)(liability restricted to initial contribution of Rs. 1 Lac). **Trustee:** Edelweiss Trusteeship Company Limited (ETCL), a Company registered under the Companies Act, 1956 **Investment Manager:** Edelweiss Asset Management Limited (EAML), a Company registered under the Companies Act, 1956. Copy of the Statement of Additional Information (SAI) / Scheme Information Document (SID) and Key Information Memorandum (KIM) can be obtained from any of our Investor Services Centers as well as from our website www.edelweissmf.com. **Mutual Fund investments are subject to market risks. Please read the Statement of Additional Information (SAI) & Scheme Information Document (SID) of the respective schemes carefully before investing.**

# Edelweiss

## DIVERSIFIED GROWTH EQUITY TOP 100 (E.D.G.E. Top 100) Fund

(formerly Edelweiss Diversified Growth Equity (E.D.G.E.) Fund)

October 31, 2010

### Scheme features

#### Scheme Type

An Open Ended Equity scheme

#### Benchmark

S&P CNX Nifty\*

#### Date of Allotment

20th May 2009

#### Entry Load

Nil<sup>†</sup>

<sup>†</sup>In terms of SEBI circular no. SEBI/IMD/CIR No. 4/ 168230/09 dated June 30, 2009, no entry load will be charged by the Scheme to the investor effective August 1, 2009. Upfront commission shall be paid directly by the investor to the AMFI registered Distributors based on the investors' assessment of various factors including the service rendered by the distributor.

#### Exit Load

Under normal circumstances as well as under

#### Expiry Day Trigger Facility:

- If the Units are redeemed/switched-out on or before 180 days from the date of allotment: 1%
- If the Units are redeemed/switched-out on or before 180 days but on or before 365 days from the date of allotment: 0.50%
- If the Units are redeemed/switched-out after 365 days from the date of allotment: Nil

#### Plans

Plan A, Plan B, Plan C

(Default plan - If the investor fails to mention any plan - Plan A)

#### Total Expense Ratio\*\*

Plan A :	2.18%
Plan B :	2.01%
Plan C :	1.83%

#### Options

Growth and Dividend

#### Facilities (Under Dividend Option)

Reinvestment, Payout & Sweep Facility

(Default Facility - Dividend Reinvestment)

#### Default Option

Growth

#### Minimum Investment

Plan A - Rs. 1,000/- and multiples of Re.1/-

Plan B - Rs. 1,00,000/- and multiples of Re.1/-

Plan C - Rs. 10,00,000/- and multiples of Re.1/-

#### Minimum Additional Investment Amount

Minimum of Rs.1,000/- and in multiples of

Re.1/- thereafter.

#### Minimum Redemption Amount

• Minimum of 50 units & in multiples of 1

unit thereafter or Rs. 500 & in multiples of

Rs. 1/- thereafter.

• For demat transactions, minimum

redemption would be mandatorily 50

units.

• In case of the investors/ units holders

having available balance less than Rs.

500/- or less than 50 units in their

respective folio on the day of submission

of valid redemption request, for the

respective plan, the minimum

redemption limit would be the available

balance.

#### Ratios

Standard deviation	13.79%
Sharpe ratio	1.60
Portfolio beta	0.89
R squared	0.75

Risk Free rate considered for the above

= 8.13% pa. (10 years G sec bond)

Please note: Standard deviation and Sharpe

ratio are Annualized.

Portfolio Turnover Ratio ^ 3.37 times

^ Lower of sales or purchase divided by

average AUM for last rolling 12 months.

#### Co-Fund Managers

Mr. Paul Parampreet - Experience: 5 years

Managing the fund since: February 4, 2010

Mr. Karthik Visvanathan -

Experience: Around 3 years Managing the

fund since: June 29, 2010

#### AUM as on October 31, 2010

Rs. 19.13 (in Cr.)

### Investment Objective

The primary objective of the Fund is to generate long term capital growth from a diversified portfolio, investing predominantly in equity and equity related securities. However, there is no assurance that the investment objective of the Scheme will be realized and the Scheme does not assure or guarantee any returns.

### Portfolio

Name of Instrument	Industry	% to Net Assets
<b>EQUITY &amp; EQUITY RELATED</b>		
<b>Listed / awaiting listing on the stock exchanges</b>		
<b>84.71</b>		
Titan Industries	Consumer Non Durables	4.98
Asian Paints	Consumer Non Durables	4.37
Reliance Industries	Petroleum Products	3.82
Shriram Transport Finance Co.	Finance	3.19
Torrent Power	Power	2.61
Sun TV Network	Media & Entertainment	2.52
Oil & Natural Gas Corpn	Oil	2.52
Bosch	Auto Ancillaries	2.39
Power Finance Corporation	Finance	2.31
Canara Bank	Banks	2.15
Cummins India	Industrial Products	2.05
Bajaj Auto	Auto	1.80
Lupin	Pharmaceuticals	1.71
Mahindra & Mahindra Financial Services	Finance	1.68
Cadila Healthcare	Pharmaceuticals	1.67
Central Bank of India	Banks	1.66
Sun Pharmaceuticals Industries	Pharmaceuticals	1.63
Oriental Bank of Commerce	Banks	1.60
UCO Bank	Banks	1.57
Adani Enterprises	Trading	1.56
Coromandel International	Fertilisers	1.53
Bharat Forge	Industrial Products	1.50
LIC Housing Finance	Finance	1.48
Jet Airways (India)	Transportation	1.44
Rural Electrification Corporation	Finance	1.42
Mahindra & Mahindra	Auto	1.38
Godrej Industries	Chemicals	1.38
Emami	Consumer Non Durables	1.34
Opto Circuits (India)	Pharmaceuticals	1.31
Wipro	Software	1.23
Dr. Reddy's Laboratories	Pharmaceuticals	1.20
Cipla	Pharmaceuticals	1.18
GlaxoSmithKline Pharmaceuticals	Pharmaceuticals	1.15
Hindustan Unilever	Diversified	1.07
Container Corporation of India	Transportation	1.06
Indian Oil Corporation	Petroleum Products	1.03
Dabur India	Consumer Non Durables	1.01
NTPC	Power	1.00
Bharat Petroleum Corpn.	Petroleum Products	0.99
Bharat Electronics	Industrial Capital Goods	0.98
Hindustan Petroleum Corporation	Petroleum Products	0.97
Tata Consultancy Services	Software	0.97
Crompton Greaves	Industrial Capital Goods	0.88
Andhra Bank	Banks	0.79
MMTC	Trading	0.77
Volitas	Construction Project	0.76
United Breweries	Consumer Non Durables	0.74
Motherson Sumi Systems	Auto Ancillaries	0.73
Ashok Leyland	Auto	0.73
Godrej Properties	construction	0.72
Exide Industries	Auto Ancillaries	0.70
Castrol India	Petroleum Products	0.68
Hindustan Zinc	Non - Ferrous Metals	0.50
Bank of Baroda	Banks	0.50
Tata Motors	Auto	0.47
JSW Steel	Ferrous Metals	0.46
Infrastructure Development	Finance	0.44
Finance Company	Consumer Non Durables	0.42
ITC	Consumer Non Durables	0.42

#### DERIVATIVES

NIFTY Index Future Nov 2010

(Expiry 26-Nov-2010) Index Future 14.69

#### Others

Cash & Cash Equivalents 15.29

#### Fixed Deposit

HDFC Bank (Maturity 19-Dec-10) Unrated 3.14

HDFC Bank (Maturity 12-Dec-10) Unrated 2.09

CBLO / Reverse Repo Investments 10.65

Net Receivable/Payable (0.59)

**Grand Total 100.00**

#### Notes:

Total Exposure to illiquid securities is 0.00% of the portfolio; i.e. Rs.0.00 lakhs

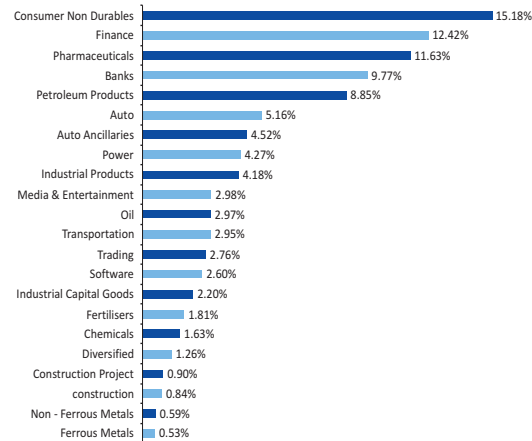
Fixed Deposit placed under margin : Rs. 100 (in Lakhs)

Total Exposure to derivative instruments (excluding reversed positions) as on 31/10/2010 :

Rs. 281.03 (in Lakhs)

\*\*Current year to date ratio to average AUM. AMC reserves the right to change the expense ratio within the limits prescribed in the Scheme Information Document.

### Asset Allocation



### NAV as on October 29, 2010

Rs. Per Unit

Plan A - Growth Option	15.39
Plan B - Growth Option	15.45
Plan C - Growth Option	15.49
Plan A - Dividend Option	15.38
Plan B - Dividend Option	15.65
Plan C - Dividend Option	15.49

### Performance as on October 29, 2010

Plan/ Option Name	Returns (In %)		
	6 Months	1 Year	*Since Inception
Plan A - Growth***	17.39	29.44	34.80
Plan B - Growth***	17.58	29.72	35.16
Plan C - Growth***	17.53	29.95	35.40
S & P CNX Nifty	14.01	27.72	26.82

Source: www.mutualfundsindia.com

#### Past performance may or may not be sustained in future.

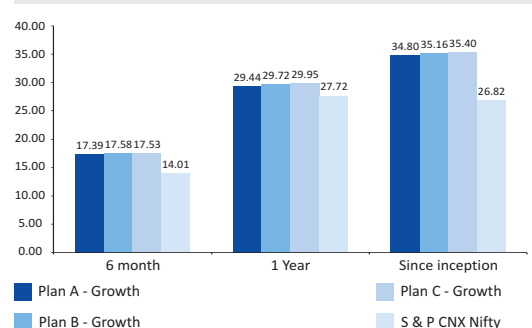
The above information is not necessarily indicative of future results and may not necessarily provide a basis for comparison with other investments.

\*Inception Date is May 20, 2009

\*\*\*Performance of the dividend option for the investor would be net of the dividend distribution tax, as applicable.

#Returns less than one year are absolute and returns equal to or greater than one year are compounded annualized (CAGR).

### Fund Performances VS Benchmark Index



**Risk Factors:** Edelweiss Diversified Growth Equity Top 100 (E.D.G.E. Top 100) Fund (formerly Edelweiss Diversified Growth Equity (E.D.G.E.) Fund) is only the name of the scheme and does not in any manner indicate either the quality of the scheme, its future prospects and return. All Mutual Fund and securities investments are subject to market risk and there can be no assurance that the schemes' objectives will be achieved. As with any investment in securities, the NAV of the Units issued under the Scheme can go up or down depending on the factors and forces affecting the capital markets. Past performance of the Sponsor and their Affiliates/AMC/Mutual Fund & its Scheme(s) does not indicate the future performance of the Scheme and may not necessarily provide a basis of comparison with other investments. Investment in Mutual Fund Units involves investment risks such as trading volumes, settlement risk, liquidity risk, default risk including the possible loss of principal and uncertainty of dividend distribution. As the price / value / interest rates of the securities in which the scheme invests fluctuates, the value of your investment in the scheme may go up or down. Investors are not being offered any guaranteed / assured returns under any scheme of Edelweiss Mutual Fund

**#Disclaimer:** "S&P" and "Standard and Poor's" are trademarks of the McGraw-hill Companies, Inc. ("S&P"), and have been licensed for use by India Index Services & Products Limited in connection with the S&P CNX Nifty Index. "The Product is not sponsored, endorsed, sold or promoted by India Index Services & Products Limited ("IISL") or Standard & Poor's, a division of The McGraw-Hill Companies, Inc. ("S&P"). Neither IISL nor S&P makes any representation or warranty, express or implied, to the owners of the Product or any member of the public regarding the advisability of investing in securities generally or in the Product. Please read the full Disclaimers in relation to the S&P CNX Nifty Index in the Offer Document / Prospectus / Information Statement."

**Statutory Details:** Edelweiss Mutual Fund is set up as a Trust under the Indian Trusts Act, 1882 by Edelweiss Capital Limited. Sponsor: Edelweiss Capital Limited (ECL) (liability restricted to initial contribution of Rs. 1 Lac). Trustee: Edelweiss Trusteeship Company Limited (ETCL), a Company registered under the Companies Act, 1956 Investment Manager: Edelweiss Asset Management Limited (EAML), a Company registered under the Companies Act, 1956. Copy of the Statement of Additional Information (SAI) / Scheme Information Document (SID) and Key Information Memorandum (KIM) can be obtained from any of our Investor Services Centers as well as from our website www.edelweissmf.com. Mutual Fund investments are subject to market risks. Please read the Statement of Additional Information (SAI) & Scheme Information Document (SID) of the respective schemes carefully before investing.

### Scheme features

**Scheme Type**  
An Open Ended Equity scheme

**Benchmark**  
S&P CNX Nifty<sup>#</sup>

**Date of Allotment**  
16th June 2009

**Entry Load**  
Nil<sup>1</sup>

<sup>1</sup>In terms of SEBI circular no. SEBI/IMD/CIR No. 4/ 168230/09 dated June 30, 2009, no entry load will be charged by the Scheme to the investor effective August 1, 2009. Upfront commission shall be paid directly by the investor to the AMFI registered Distributors based on the investors' assessment of various factors including the service rendered by the distributor.

#### Exit Load

Under normal circumstances as well as under

**Expiry Day Trigger Facility:**

- If the Units are redeemed/switced-out on or before 180 days from the date of allotment: 1%
- If the Units are redeemed/switced-out on or before 180 days but on or before 365 days from the date of allotment: 0.50%
- If the Units are redeemed/switced-out after 365 days from the date of allotment: Nil

#### Plans

Plan A, Plan B, Plan C  
(Default plan - If the investor fails to mention any plan - Plan A)

#### Total Expense Ratio<sup>\*\*</sup>

Plan A :	1.02%
Plan B :	1.02%
Plan C :	1.02%

#### Options

Growth and Dividend

**Facilities (Under Dividend Option)**

Reinvestment, Payout & Sweep Facility  
(Default Facility - Dividend Reinvestment)

#### Default Option

Growth

#### Minimum Investment

Plan A - Rs. 1,000/- and multiples of Re.1/-  
Plan B - Rs. 1,00,000/- and multiples of Re.1/-  
Plan C - Rs. 10,00,000/- and multiples of Re.1/-

**Minimum Additional Investment Amount**  
Minimum of Rs.1,000/- and in multiples of Re.1/- thereafter.

#### Minimum Redemption Amount

• Minimum of 50 units & in multiples of 1 unit thereafter or Rs. 500 & in multiples of Re. 1/- thereafter.

• For demat transactions, minimum redemption would be mandatorily 50 units.

• In case of the investors/ units holders having available balance less than Rs. 500/- or less than 50 units in their respective folio on the day of submission of valid redemption request, for the respective plan, the minimum redemption limit would be the available balance.

#### Ratios

Standard deviation	17.99%
Sharpe ratio	-0.60
Portfolio beta	1.04
R squared	0.95

Risk Free rate considered for the above

= 8.13% pa. (10 years G sec bond)

Please note: Standard deviation and Sharpe ratio are Annualized.

Portfolio Turnover Ratio <sup>^</sup> 1.23 times

<sup>^</sup> Lower of sales or purchase divided by average AUM for last rolling 12 months.

#### Co-Fund Managers

Mr. Paul Parampreet - **Experience:** 5 years  
Managing the fund since: June 29, 2010

Mr. Gavrav Khandelwal - **Experience:** Overall 6 years  
Managing the fund since inception

#### AUM as on October 31, 2010

Rs. 14.42 (in Cr.)

### Investment Objective

The primary objective of the Fund is to generate capital appreciation and income distribution by investing in a portfolio that endeavours to outperform the S & P CNX Nifty Index. However, there is no assurance that the investment objective of the scheme will be realized and the scheme does not assure or guarantee any returns. "Edelweiss Nifty Enhancer Fund" is only the name of the Fund. The scheme is not an Index Fund. The equity stocks/ weightages of the equity stocks in the scheme Portfolio may differ vis-à-vis the underlying stocks of Nifty Index.

### Portfolio

Name of Instrument	Industry	% to Net Assets
--------------------	----------	-----------------

**EQUITY & EQUITY RELATED** **76.46**  
Listed / awaiting listing on the stock exchanges

Reliance Industries	Petroleum Products	8.09
Infosys Technologies	Software	6.15
ICICI Bank	Banks	5.65
Larsen & Toubro	Construction Project	4.58
ITC	Consumer Non Durables	3.93
Housing Development Finance Corporation	Finance	3.83
State Bank of India	Banks	3.48
HDFC Bank	Banks	3.43
Tata Consultancy Services	Software	2.29
Oil & Natural Gas Corpn	Oil	1.96
Bharti Airtel	Telecom - Services	1.75
Bharat Heavy Electricals	Industrial Capital Goods	1.65
Axis Bank	Banks	1.59
Tata Motors	Auto	1.58
Tata Steel	Ferrous Metals	1.55
Mahindra & Mahindra	Auto	1.34
Hindustan Unilever	Diversified	1.33
Sterlite Industries ( India )	Non - Ferrous Metals	1.22
Hindalco Industries	Non - Ferrous Metals	1.21
Jindal Steel & Power	Ferrous Metals	1.16
NTPC	Power	1.06
Infrastructure Development Finance Company	Finance	1.00
Tata Power Co.	Power	0.97
GAIL (India)	Gas	0.95
Dr. Reddy's Laboratories	Pharmaceuticals	0.92
Wipro	Software	0.91
Maruti Suzuki India	Auto	0.91
Bajaj Auto	Auto	0.89
Cipla	Pharmaceuticals	0.77
Hero Honda Motors	Auto	0.77
Punjab National Bank	Banks	0.75
Sun Pharmaceuticals Industries	Pharmaceuticals	0.66
Reliance Infrastructure	Power	0.63
Jaiprakash Associates	Cement	0.60
Cairn India	Oil	0.59
DLF	Construction	0.54
Sesa Goa	Minerals / Mining	0.54
Reliance Communications	Telecom - Services	0.52
Siemens	Industrial Capital Goods	0.52
Ambuja Cement	Cement	0.49
Steel Authority of India	Ferrous Metals	0.49
Kotak Mahindra Bank	Banks	0.44
ACC	Cement	0.43
Bharat Petroleum Corpn.	Petroleum Products	0.42
HCL Technologies	Software	0.41
Reliance Capital	Finance	0.40
Ranbaxy Laboratories	Pharmaceuticals	0.39
Reliance Power	Power	0.25
Power Grid Corporation of India	Power	0.24
Suzlon Energy	Industrial Capital Goods	0.20

#### DERIVATIVES

NIFTY Index Future Nov 2010 (Expiry 25-Nov-2010)	Index Future	22.00
---	--------------	-------

#### Others

**Cash & Cash Equivalents** **23.54**

#### Fixed Deposit

HDFC Bank (Maturity 13-Jan-11)	Unrated	6.86
HDFC Bank (Maturity 07-Jan-11)	Unrated	6.86
HDFC Bank (Maturity 22-Jan-11)	Unrated	6.86

CBLO / Reverse Repo Investments 1.84

Net Receivable/Payable 1.11

#### Grand Total

**100.00**

#### Notes:

Total Exposure to illiquid securities is 0.00% of the portfolio; i.e. Rs. 0.00 lakhs

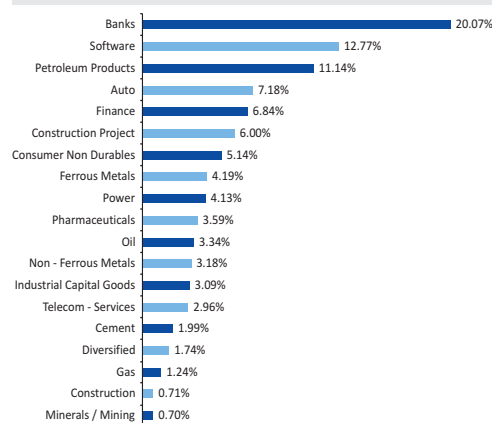
Fixed Deposit placed under margin : Rs. 297 (in Lakhs)

Total Exposure to derivative instruments (excluding reversed positions) as on 31/10/2010 :

Rs. 317.29 (in Lakhs)

<sup>\*\*</sup>Current year to date ratio to average AUM. AMC reserves the right to change the expense ratio within the limits prescribed in the Scheme Information Document.

### Asset Allocation



### NAV as on October 29, 2010

	Rs. Per Unit
Plan A - Growth Option	13.70
Plan B - Growth Option	13.60
Plan C - Growth Option <sup>@</sup>	-
Plan A - Dividend Option	12.49
Plan B - Dividend Option	13.78
Plan C - Dividend Option	12.12

@There are no investors under this option.

### Performance as on October 29, 2010

Plan/ Option Name	Returns (In %)		
	6 Months	1 Year	*Since Inception
Plan A - Growth***	15.61	29.73	29.61
Plan B - Growth***	15.55	29.77	28.83
Plan C <sup>^</sup> - Growth***	-	-	-
S & P CNX Nifty	14.01	27.72	23.28
S & P CNX Nifty	-	-	28.05

Source: www.mutualfundsindia.com

**Past performance may or may not be sustained in future.**

The above information is not necessarily indicative of future results and may not necessarily provide a basis for comparison with other investments.

~Inception Date is August 12, 2009

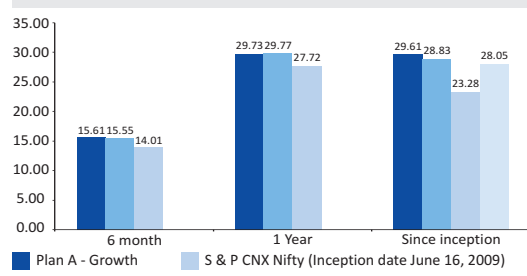
\*Inception Date is June 16, 2009

\*\*\*Performance of the dividend option for the investor would be net of the dividend distribution tax, as applicable.

<sup>^</sup>Since there are no investors in this option, performance data has not been provided.

<sup>^</sup>Returns less than one year are absolute and returns equal to or greater than one year are compounded annualized (CAGR).

### Fund Performances VS Benchmark Index



**Risk Factors:** Edelweiss Nifty Enhancer Fund is only the name of the scheme and does not in any manner indicate either the quality of the scheme, its future prospects and return. All Mutual Fund and securities investments are subject to market risk and there can be no assurance that the schemes' objectives will be achieved. As with any investment in securities, the NAV of the Units issued under the Scheme can go up or down depending on the factors and forces affecting the capital markets. Past performance of the Sponsor and their Affiliates/AMC/Mutual Fund & its Scheme(s) does not indicate the future performance of the Scheme and may not necessarily provide a basis of comparison with other investments. Investment in Mutual Fund Units involves investment risks such as trading volumes, settlement risk, liquidity risk, default risk including the possible loss of principal and uncertainty of dividend distribution. As the price / value / interest rates of the securities in which the scheme invests fluctuates, the value of your investment in the scheme may go up or down. Investors are not being offered any guaranteed / assured returns under any scheme of Edelweiss Mutual Fund.

**#Disclaimer:** "S&P" and "Standard and Poor's" are trademarks of the McGraw-Hill Companies, Inc. ("S&P"), and have been licensed for use by India Index Services & Products Limited in connection with the S&P CNX Nifty Index. "The Product is not sponsored, endorsed, sold or promoted by India Index Services & Products Limited ("IISL") or Standard & Poor's, a division of The McGraw-Hill Companies, Inc. ("S&P"). Neither IISL nor S&P makes any representation or warranty, express or implied, to the owners of the Product or any member of the public regarding the advisability of investing in securities generally or in the Product. Please read the full Disclaimers in relation to the S&P CNX Nifty Index in the Offer Document / Prospectus / Information Statement."

**Statutory Details:** Edelweiss Mutual Fund is set up as a Trust under the Indian Trusts Act, 1882 by Edelweiss Capital Limited. **Sponsor:** Edelweiss Capital Limited (ECL)(liability restricted to initial contribution of Rs. 1 Lac). **Trustee:** Edelweiss Trusteeship Company Limited (ETCL), a Company registered under the Companies Act, 1956 **Investment Manager:** Edelweiss Asset Management Limited (EAML), a Company registered under the Companies Act, 1956. Copy of the Statement of Additional Information (SAI) / Scheme Information Document (SID) and Key Information Memorandum (KIM) can be obtained from any of our Investor Services Centers as well as from our website www.edelweissmf.com. **Mutual Fund investments are subject to market risks. Please read the Statement of Additional Information (SAI) & Scheme Information Document (SID) of the respective schemes carefully before investing.**

## Scheme features

### Scheme Type

An Open Ended Equity Linked Savings scheme

### Benchmark

S&P CNX Nifty<sup>§</sup>

### Date of Allotment

30th December 2008

### Entry Load

Nil<sup>§</sup>

<sup>§</sup>In terms of SEBI circular no. SEBI/IMD/CIR No. 4/ 168230/09 dated June 30, 2009, no entry load will be charged by the Scheme to the investor effective August 1, 2009. Upfront commission shall be paid directly by the investor to the AMFI registered Distributors based on the investors' assessment of various factors including the service rendered by the distributor.

### Exit Load

Nil

### Total Expense Ratio<sup>¶¶</sup>

2.50%

### Options

Growth and Dividend

### Facilities (Under Dividend Option)

Reinvestment, Payout & Sweep Facility (Default Facility - Dividend Reinvestment)

### Default Option

Growth

### Minimum Investment

Minimum of Rs. 500/- per application & in multiples Rs. 500/-

### Minimum Additional Investment Amount

Minimum of Rs. 500/- per application & in multiples Rs. 500/-.

### Minimum Redemption Amount\*

• Minimum of 50 units & in multiples of 1 unit thereafter or Rs. 500 & in multiples of Re. 1/- thereafter.

• For demat transactions, minimum redemption would be mandatorily 50 units.

• In case of the investors/ units holders having available balance less than Rs. 500/- or less than 50 units in their respective folio on the day of submission of valid redemption request, for the respective plan, the minimum redemption limit would be the available balance.

\*Redemption of Units can be made only after a period of 3 years of lock-in period from the date of allotment of the Units proposed to be redeemed.

### Ratios

Standard deviation	13.52%
Sharpe ratio	1.53
Portfolio beta	0.66
R squared	0.80

Risk Free rate considered for the above = 8.13% pa. (10 years G sec bond)

Please note: Standard deviation and Sharpe ratio are Annualized.

Potfolio Turnover Ratio <sup>^</sup> 2.25 times

<sup>^</sup> Lower of sales or purchase divided by average AUM for last rolling 12 months.

### Co-Fund Managers

Mr. Paul Parampreet - Experience: 5 years. Managing the fund since: February 4, 2010

Mr. Gavrav Khandelwal - Experience: Overall 6 years. Managing the fund since: June 29, 2010

### AUM as on October 31, 2010

Rs. 0.80 (in Cr.)

## Investment Objective

The primary objective of the scheme is to generate long-term capital appreciation with an option of periodic payouts at the end of lock in periods from a portfolio that invests predominantly in equity and equity related instruments. However, there is no assurance that the investment objective of the Scheme will be realized and the Scheme does not assure or guarantee any returns.

## Portfolio

Name of Instrument	Industry	% to Net Assets
<b>EQUITY &amp; EQUITY RELATED</b>		
<b>Listed / awaiting listing on the stock exchanges</b>		
		<b>95.62</b>
Titan Industries	Consumer Non Durables	6.84
Asian Paints	Consumer Non Durables	5.71
Sun TV Network	Media & Entertainment	4.77
Torrent Power	Power	4.39
UCO Bank	Banks	2.89
Mahindra & Mahindra		
Financial Services	Finance	2.88
Central Bank of India	Banks	2.83
Oriental Bank of Commerce	Banks	2.82
Coromandel International	Fertilisers	2.67
Power Finance Corporation	Finance	2.64
Bharat Forge	Industrial Products	2.64
Shriram Transport Finance Co.	Finance	2.55
Jet Airways (India)	Transportation	2.54
LIC Housing Finance	Finance	2.46
Opto Circuits (India)	Pharmaceuticals	2.45
MMTC	Trading	2.36
Godrej Industries	Chemicals	2.35
Emami	Consumer Non Durables	2.34
Bosch	Auto Ancillaries	2.21
Canara Bank	Banks	1.66
Cummins India	Industrial Products	1.66
Adani Enterprises	Trading	1.65
United Breweries	Consumer Non Durables	1.58
Rural Electrification Corporation	Finance	1.35
Andhra Bank	Banks	1.31
Volta	Construction Project	1.30
Motherson Sumi Systems	Auto Ancillaries	1.30
Bajaj Auto	Auto	1.29
Godrej Properties	construction	1.26
Exide Industries	Auto Ancillaries	1.25
Ashok Leyland	Auto	1.22
Castrol India	Petroleum Products	1.14
Wipro	Software	1.12
Dr. Reddy's Laboratories	Pharmaceuticals	1.04
Sun Pharmaceuticals Industries	Pharmaceuticals	1.01
Lupin	Pharmaceuticals	0.99
GlaxoSmithKline Pharmaceuticals	Pharmaceuticals	0.95
Container Corporation of India	Transportation	0.94
Cipla	Pharmaceuticals	0.94
Cadila Healthcare	Pharmaceuticals	0.94
Hindustan Unilever	Diversified	0.94
Indian Oil Corporation	Petroleum Products	0.92
Bharat Petroleum Corpn.	Petroleum Products	0.92
Bharat Electronics	Industrial Capital Goods	0.86
Hindustan Petroleum Corporation	Petroleum Products	0.85
NTPC	Power	0.84
Dabur India	Consumer Non Durables	0.84
Tata Consultancy Services	Software	0.70
Mahindra & Mahindra	Auto	0.67
Crompton Greaves	Industrial Capital Goods	0.63
ITC	Consumer Non Durables	0.62
Infrastructure Development Finance Company	Finance	0.59
<b>Others</b>		<b>4.38</b>
<b>Cash &amp; Cash Equivalents</b>		
CBLO / Reverse Repo Investments		3.77
Net Receivable/Payable		0.61
<b>Grand Total</b>		<b>100.00</b>

### Notes:

Total Exposure to illiquid securities is 0.00% of the portfolio; i.e. Rs.0.00 lakhs

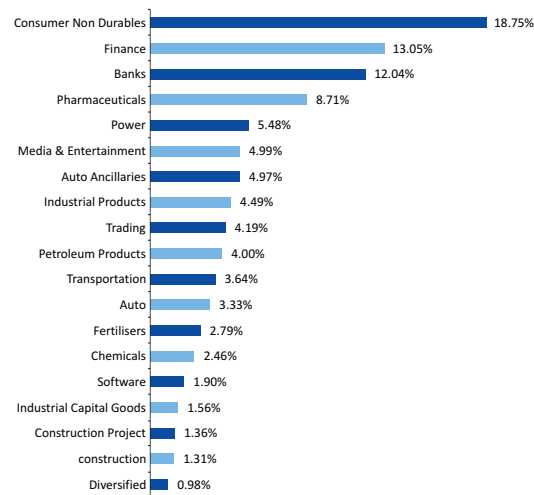
## NAV as on October 29, 2010

Rs. Per Unit

Growth Option	21.30
Dividend Option	21.29

<sup>¶¶</sup>Current year to date ratio to average AUM. AMC reserves the right to change the expense ratio within the limits prescribed in the Scheme Information Document.

## Asset Allocation



## Performance as on October 29, 2010

Plan/ Option Name	Returns (In %)		
	6 Months	1 Year	*Since Inception
Growth***	17.68	33.46	51.16
S & P CNX Nifty	14.01	27.72	46.83

Source: www.mutualfundsindia.com

**Past performance may or may not be sustained in future.**

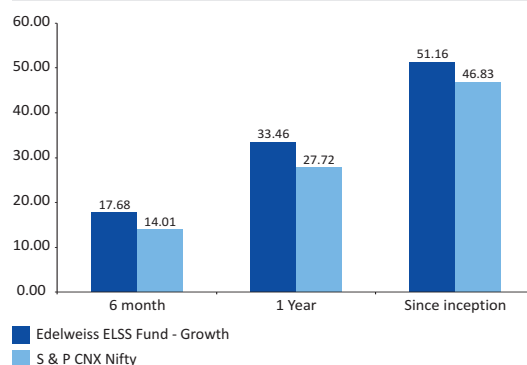
The above information is not necessarily indicative of future results and may not necessarily provide a basis for comparison with other investments.

\*Inception Date is December 30, 2008

\*\*\*Performance of the dividend option for the investor would be net of the dividend distribution tax, as applicable.

<sup>¶</sup>Returns less than one year are absolute and returns equal to or greater than one year are compounded annualized (CAGR).

## Fund Performances VS Benchmark Index



**Risk Factors:** Edelweiss ELSS Fund is only the name of the scheme and does not in any manner indicate either the quality of the scheme, its future prospects and return. All Mutual Fund and securities investments are subject to market risk and there can be no assurance that the schemes' objectives will be achieved. As with any investment in securities, the NAV of the Units issued under the Scheme can go up or down depending on the factors and forces affecting the capital markets. Past performance of the Sponsor and their Affiliates/AMC/Mutual Fund & its Scheme(s) does not indicate the future performance of the Scheme and may not necessarily provide a basis of comparison with other investments. Investment in Mutual Fund Units involves investment risks such as trading volumes, settlement risk, liquidity risk, default risk including the possible loss of principal and uncertainty of dividend distribution. As the price / value / interest rates of the securities in which the scheme invests fluctuates, the value of your investment in the scheme may go up or down. Investors are not being offered any guaranteed / assured returns under any scheme of Edelweiss Mutual Fund. This scheme is subject to lock-in period of 3 years. Tax benefits indicated are as per prevailing laws. Please consult your tax advisor before investing.

**#Disclaimer:** "S&P" and "Standard and Poor's" are trademarks of the McGraw-hill Companies, Inc. ("S&P"), and have been licensed for use by India Index Services & Products Limited in connection with the S&P CNX Nifty Index. "The Product is not sponsored, endorsed, sold or promoted by India Index Services & Products Limited ("IISL") or Standard & Poor's, a division of The McGraw-Hill Companies, Inc. ("S&P"). Neither IISL nor S&P makes any representation or warranty, express or implied, to the owners of the Product or any member of the public regarding the advisability of investing in securities generally or in the Product. Please read the full Disclaimers in relation to the S&P CNX Nifty Index in the Offer Document / Prospectus / Information Statement."

**Statutory Details:** Edelweiss Mutual Fund is set up as a Trust under the Indian Trusts Act, 1882 by Edelweiss Capital Limited. **Sponsor:** Edelweiss Capital Limited (ECL) (liability restricted to initial contribution of Rs. 1 Lac). **Trustee:** Edelweiss Trusteeship Company Limited (ETCL), a Company registered under the Companies Act, 1956. **Investment Manager:** Edelweiss Asset Management Limited (EAML), a Company registered under the Companies Act, 1956. Copy of the Statement of Additional Information (SAI) / Scheme Information Document (SID) and Key Information Memorandum (KIM) can be obtained from any of our Investor Services Centers as well as from our website www.edelweissmf.com. **Mutual Fund investments are subject to market risks. Please read the Statement of Additional Information (SAI) & Scheme Information Document (SID) of the respective schemes carefully before investing.**