

### Scheme Features

#### Scheme Type

An Open Ended Equity Linked Savings Scheme

#### Benchmark

S & P CNX Nifty#

#### Date of Allotment

30th December 2008

#### Entry Load

Nil<sup>§</sup>

<sup>§</sup>In terms of SEBI circular no. SEBI/IMD/CIR No. 4/168230/09 dated June 30, 2009, no entry load will be charged by the Scheme to the investor effective August 1, 2009. Upfront commission shall be paid directly by the investor to the AMFI registered Distributors based on the investors' assessment of various factors including the service rendered by the distributor.

#### Exit Load

Nil

#### Total Expense Ratio (Current)\*\*

2.50%

#### Options

Growth and Dividend

#### Facilities (Under Dividend Option)

Reinvestment, Payout & Sweep  
(Default facility, Dividend Reinvestment facility)

#### Default Option

Growth

#### Minimum Investment

Minimum of Rs. 500/- per application & in multiples of Rs. 500/-

#### Minimum Additional Investment Amount

Minimum of Rs. 500/- per application & in multiples of Rs. 500/-

#### Minimum Redemption Amount

Minimum of Rs. 500\* per application

\* Redemption of Units can be made only after a period of 3 years of lock-in period from the date of allotment of the Units proposed to be redeemed.

#### Ratios

Standard deviation (Annualized)	15.26%
Sharpe ratio	-1.50
Portfolio beta	1.00
R squared	0.95

Risk Free Rate considered for the above = 7.75% pa. (10 year G sec bond)

Since the scheme has been launched on Dec 08 and the performance history is available only for a very short period Portfolio Turnover have not been computed for this month.

#### Fund Manager

Mr. Tarbir Shahpuri  
Experience : 5 years  
Managing the fund since inception

#### AUM as on January 31st, 2010

Rs. 0.39 (in Cr.)

### Investment Objective

The primary objective of the scheme is to generate long-term capital appreciation with an option of periodic payouts at the end of lock in periods from a portfolio that invests predominantly in equity and equity related instruments. However, there is no assurance that the investment objective of the Scheme will be realized and the Scheme does not assure or guarantee any returns.

### Portfolio

Name of Instrument	Sector	% of Net Assets
<b>Equity &amp; Equity Related Instruments Listed / awaiting listing on the stock exchanges</b>		
Reliance Industries	Petroleum Products	8.91
Infosys Technologies	Software	7.65
ICICI Bank	Banks	5.93
Larsen & Toubro	Construction Project	5.47
ITC	Consumer Non Durables	4.48
Housing Development Finance Corporation	Finance	4.21
HDFC Bank	Banks	3.94
Slate Bank of India	Banks	3.74
Bharti Airtel	Telecom - Services	2.69
Bharat Heavy Electricals	Industrial Capital Goods	2.69
Oil & Natural Gas Corpn	Oil	2.62
Tata Consultancy Services	Software	2.41
Tata Steel	Ferrous Metals	1.95
Sterite Industries ( India )	Non - Ferrous Metals	1.94
Hindustan Unilever	Diversified	1.78
Jindal Steel & Power	Ferrous Metals	1.66
Axis Bank	Banks	1.52
Mahindra & Mahindra	Auto	1.40
Wipro	Software	1.40
Tata Power Co.	Power	1.39
NTPC	Power	1.31
Maruti Suzuki India	Auto	1.30
GAIL (India)	Gas	1.25
Grasim Industries	Cement	1.22
Hindalco Industries	Non - Ferrous Metals	1.14
Cipla	Pharmaceuticals	1.05
Reliance Infrastructure	Power	1.05
Hero Honda Motors	Auto	1.01
Jaiprakash Associates	Cement	0.94
Infrastructure Development Finance Company	Finance	0.91
Steel Authority of India	Ferrous Metals	0.90
DLF	Construction	0.87
Punjab National Bank	Banks	0.86
Cairn India	Oil	0.81
Reliance Communications	Telecom - Services	0.81
Sun Pharmaceuticals Industries	Pharmaceuticals	0.77
Siemens	Industrial Capital Goods	0.70
Reliance Capital	Finance	0.67
Idea Cellular	Telecom - Services	0.66
ACC	Cement	0.63
ABB	Industrial Capital Goods	0.59
Ambuja Cement	Cement	0.59
HCL Technologies	Software	0.54
Unitech	Construction	0.54
Ranbaxy Laboratories	Pharmaceuticals	0.51
Bharat Petroleum Corpn.	Petroleum Products	0.51
Power Grid Corporation of India	Power	0.47
Reliance Power	Power	0.39
Suzlon Energy	Industrial Capital Goods	0.36
<b>Total</b>		<b>91.14</b>
<b>Cash &amp; Cash Equivalents</b>		
CBLO / Reverse Repo Investments		5.19
Net Receivable/Payable		3.67
<b>Total</b>		<b>8.86</b>
<b>Grand Total</b>		<b>100.00</b>

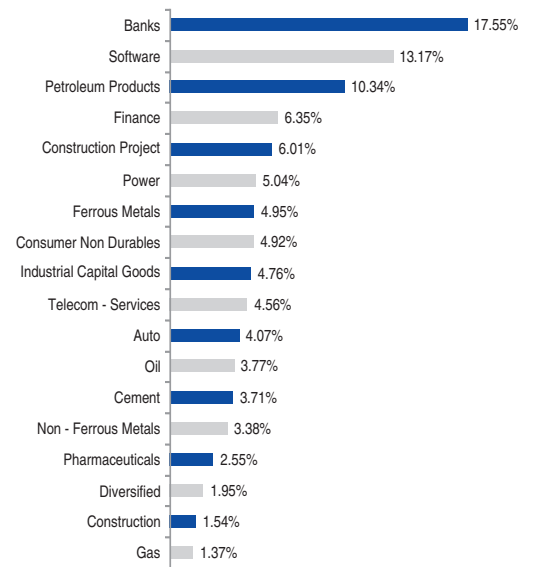
\* Total Exposure to illiquid securities is 0.00% of the portfolio, i.e. Rs. 0.00 lakh

### Fund Performances VS Benchmark Index



\*\*Current year to date ratio to average AUM. AMC reserves the right to change the expense ratio within the limits prescribed in the Scheme Information Document.

### Sector Classification (% to equity holdings)



### NAV as on 29th January, 2010

	In Rs. Per Unit
Growth option	16.42
Dividend option	16.41

### Performance as on 29th January, 2010

Scheme Name	NAV (29-Jan-10)	*Returns (In %)				
		1 Month	3 Months	6 Months	1 Year	*Since Inception
Edelweiss ELSS Fund - Growth***	16.42	-5.9564	3.1955	4.0557	63.8722	58.1300
S & P CNX Nifty		-6.1333	3.6154	5.2971	69.8222	57.8200

Source: www.mutualfundsindia.com

Past performance may or may not be sustained in future.

\*\*Inception Date December 30, 2008

\*\*\*Performance of the dividend plan for the investor would be net of the dividend distribution tax, as applicable.

\*For <1 year, returns are Absolute, for >1 year, returns are CAGR

**Risk Factors:** Edelweiss ELSS Fund is only the name of the scheme and does not in any manner indicate either the quality of the scheme, its future prospects and return. All Mutual Fund and securities investments are subject to market risk and there can be no assurance that the schemes' objectives will be achieved. As with any investment in securities, the NAV of the Units issued under the Scheme can go up or down depending on the factors and forces affecting the capital markets. Past performance of the Sponsor and their Affiliates/AMC/Mutual Fund & its Scheme(s) does not indicate the future performance of the Scheme and may not necessarily provide a basis of comparison with other investments. Investment in Mutual Fund Units involves investment risks such as trading volumes, settlement risk, liquidity risk, default risk including the possible loss of principal. As the price / value / interest rates of the securities in which the scheme invests fluctuates, the value of your investment in the scheme may go up or down. Investors are not being offered any guaranteed / assured returns under any scheme of Edelweiss Mutual Fund. This scheme is subject to lock-in period of 3 years. Tax benefits indicated are as per prevailing laws. Please consult your tax advisor before investing.

**#Disclaimer:** "S&P®" and "Standard and Poor's®" are trademarks of the McGraw-Hill Companies, Inc. ("S&P"), and have been licensed for use by India Index Services & Products Limited in connection with the S&P CNX Nifty Index. "The Product is not sponsored, endorsed, sold or promoted by India Index Services & Products Limited ("IISL") or Standard & Poor's, a division of The McGraw-Hill Companies, Inc. ("S&P"). Neither IISL nor S&P makes any representation or warranty, express or implied, to the owners of the Product or any member of the public regarding the advisability of investing in securities generally or in the Product. Please read the full Disclaimers in relation to the S&P CNX Nifty Index in the Offer Document / Prospectus / Information Statement."

**Statutory Details:** Edelweiss Mutual Fund is set up as a Trust under the Indian Trust Act, 1882 by Edelweiss Capital Limited. **Sponsor:** Edelweiss Capital Limited (ECL)(liability restricted to initial contribution of Rs. 1 Lac). **Trustee:** Edelweiss Trusteeship Company Limited (ETCL), a Company registered under the Companies Act, 1956. **Investment Manager:** Edelweiss Asset Management Limited (EAML), a Company registered under the Companies Act, 1956. Copy of the Statement of Additional Information (SAI) / Scheme Information Document (SID) and Key Information Memorandum (KIM) can be obtained from any of our Investor Services Centers as well as from our website www.edelweissmf.com. **Mutual Fund investments are subject to market risks. Please read the Statement of Additional Information (SAI) & Scheme Information Document (SID) of the respective schemes carefully before investing.**

### Scheme Features

#### Scheme Type

An Open Ended Liquid scheme

#### Benchmark

CRISIL Liquid Fund Index

#### Date of Allotment

9th September 2008

#### Entry Load

Nil<sup>§</sup>

<sup>§</sup>In terms of SEBI circular no. SEBI/IMD/CIR No. 4/168230/09 dated June 30, 2009, no entry load will be charged by the Scheme to the investor effective August 1, 2009. Upfront commission shall be paid directly by the investor to the AMFI registered Distributors based on the investors' assessment of various factors including the service rendered by the distributor.

#### Exit Load

Nil

#### Total Expense Ratio (Current)\*\*

Retail	0.50%
Institutional	0.35%
Super Institutional	0.25%

#### Investment Plans

Retail, Institutional and Super Institutional Plan

#### Options

Growth and Dividend

#### Facilities (Under Dividend Option)

Dividend Reinvestment (Daily, Weekly, Fortnightly and Monthly Frequency), Dividend Payout (Monthly Frequency\*), Dividend Sweep (Monthly Frequency)

\* If the Dividend under Payout option is less than or equal to Rs. 100 then it will be by default reinvested under the Monthly Reinvestment Facility.

#### Default Option

Retail Plan, Dividend Option,  
Daily Dividend Reinvestment Facility

#### Minimum Investment

Retail Plan: Rs. 10,000/- and in multiples of Re.1/- thereafter

Institutional Plan: Rs. 1 Crore and in multiples of Re. 1/- thereafter

Super Institutional Plan: Rs. 10 Crores and in multiples of Re.1/- thereafter

#### Minimum Additional Investment Amount

Retail Plan: Rs. 1,000/- and in multiples of Re.1/- thereafter

Institutional Plan: Rs. 1 Lac and in multiples of Re.1 thereafter

Super Institutional Plan: Rs. 10 Lacs and in multiples of Re.1/- thereafter

#### Minimum Redemption Amount

Rs. 5,000/- and in multiples of Re. 1/- thereafter

#### Fund Manager

Mr. Kapil Punjabi

Experience : 3 years

Managing the fund since: 5 December, 2009

#### AUM as on January 31st, 2010

Rs. 1.13 (in Cr.)

#### Average Maturity

21.53 Days

#### Modified Duration

21.53 Days

### Investment Objective

The objective of the Scheme is to provide optimal returns, commensurate with low risk and high degree of liquidity, through a portfolio constituted of money market & short term debt instruments. However, there is no assurance that the investment objective of the Scheme will be realized and the Scheme does not assure or guarantee any returns.

### Portfolio<sup>§</sup>

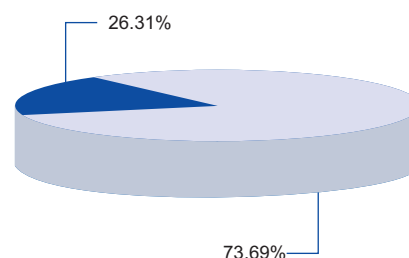
Name of Instrument	Rating	% of Net Assets
<b>MONEY MARKET INSTRUMENT</b>		
<b>Commercial Paper**</b>		
Rural Electrification Corporation	A1+	26.31
<b>Total</b>		<b>26.31%</b>
CBLO / Reverse Repo Investments		73.22
<b>Total</b>		<b>73.22</b>
<b>Cash &amp; Cash Equivalents</b>		
Net Receivable/Payable		0.47
<b>Total</b>		<b>0.47</b>
<b>Grand Total</b>		<b>100.00</b>

All corporate ratings are assigned by rating agencies like CRISIL, CARE, ICRA, FITCH.

\*\* Non Traded / Thinly Traded in accordance with SEBI Regulations/Guidelines

### Asset Allocation

■ Money Market Instruments    ■ Cash & Cash Equivalent



### Rating Profile

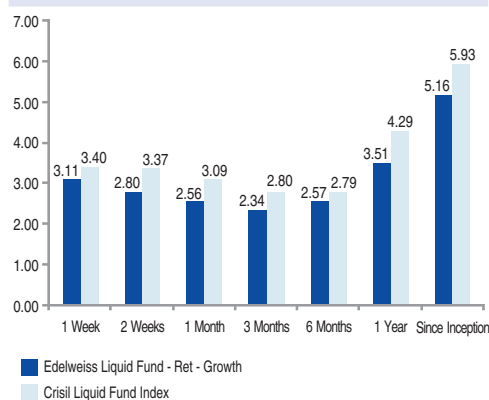
Sector/Rating	Percent
A1+	26.31%
Cash & Equivalent	73.69%
<b>Total</b>	<b>100.00%</b>

### NAV as on 31st January, 2010

### Rs. Per Unit

Retail Plan - Dividend Weekly Option	10.0022
Retail Plan - Dividend Monthly Option	10.0007
Retail Plan - Growth Option	10.7256
Retail Plan - Dividend Daily Option	10.0000

### Fund Performances VS Benchmark Index



\*\*Current year to date ratio to average AUM. AMC reserves the right to change the expense ratio within the limits prescribed in the Scheme Information Document.

### Performance as on 29th January, 2010

Scheme Name	NAV (29-Jan-10)	Returns (In %)						
		1 Week	2 Weeks	1 Month	3 Months	6 Months	1 Year	*Since Inception
Edelweiss Liquid Fund - Ret-Growth***	10.740	3.11	2.80	2.56	2.34	2.57	3.51	5.16
Crisil Liquid Fund Index		3.40	3.37	3.09	2.80	2.79	4.29	5.93

Source: www.mutualfundsindia.com

Past performance may or may not be sustained in future.

\*Inception Date September 9, 2008

\*\*\*Performance of the dividend plan for the investor would be net of the dividend distribution tax, as applicable.

†For <1 year, returns are simple annualized, for >1 year, returns are CAGR

**Risk Factors:** Edelweiss Liquid Fund is only the name of the scheme and does not in any manner indicate either the quality of the scheme, its future prospects and return. All Mutual Fund and securities investments are subject to market risk and there can be no assurance that the schemes' objectives will be achieved. As with any investment in securities, the NAV of the Units issued under the Scheme can go up or down depending on the factors and forces affecting the capital markets. Past performance of the Sponsor and their Affiliates/AMC/Mutual Fund & its Scheme(s) does not indicate the future performance of the Scheme and may not necessarily provide a basis of comparison with other investments. Investment in Mutual Fund Units involves investment risks such as trading volumes, settlement risk, liquidity risk, default risk including the possible loss of principal. As the price / value / interest rates of the securities in which the scheme invests fluctuates, the value of your investment in the scheme may go up or down. Investors are not being offered any guaranteed / assured returns under any scheme of Edelweiss Mutual Fund.

<sup>§</sup>In terms of SEBI circular no. SEBI/IMD/CIR No.13/150975 / 09 dated January 19, 2009, 'liquid fund schemes and plans' shall, with effect from May 01, 2009, make investment in /purchase debt and money market securities with maturity of upto 91 days only.

**Statutory Details:** Edelweiss Mutual Fund is set up as a Trust under the Indian Trust Act, 1882 by Edelweiss Capital Limited. **Sponsor:** Edelweiss Capital Limited (ECL)(liability restricted to initial contribution of Rs. 1 Lac). **Trustee:** Edelweiss Trusteeship Company Limited (ETCL), a Company registered under the Companies Act, 1956 **Investment Manager:** Edelweiss Asset Management Limited (EAML), a Company registered under the Companies Act, 1956. Copy of the Statement of Additional Information (SAI) / Scheme Information Document (SID) and Key Information Memorandum (KIM) can be obtained from any of our Investor Services Centers as well as from our website www.edelweissmf.com. **Mutual Fund investments are subject to market risks. Please read the Statement of Additional Information (SAI) & Scheme Information Document (SID) of the respective schemes carefully before investing.**

# Edelweiss SHORT TERM Bond fund

(formerly Edelweiss Liquid Plus Fund)



As on 31st January, 2010

## Scheme Features

### Scheme Type

An Open Ended Debt scheme

### Benchmark

CRISIL Liquid Fund Index

### Date of Allotment

9th September 2008

### Entry Load

Nil<sup>§</sup>

<sup>§</sup>In terms of SEBI circular no. SEBI/IMD/CIR No. 4/168230/09 dated June 30, 2009, no entry load will be charged by the Scheme to the investor effective August 1, 2009. Upfront commission shall be paid directly by the investor to the AMFI registered Distributors based on the investors' assessment of various factors including the service rendered by the distributor.

### Exit Load

0.10% if redeemed before the 8th day of allotment.

### Total Expense Ratio (Current)\*\*

Retail	0.60%
Institutional	0.40%

### Investment Plans

Retail and Institutional Plan

### Options

Growth and Dividend

### Facilities (Under Dividend Option)

Dividend Reinvestment (Daily, Weekly, Fortnightly and Monthly Frequency), Dividend Payout (Monthly Frequency\*), Dividend Sweep (Monthly Frequency)

\* If the Dividend under Payout option is less than or equal to Rs. 100 then it will be by default reinvested under the Monthly Reinvestment Facility.

### Default Option

Retail Plan, Dividend Option, Daily Dividend Reinvestment Facility

### Minimum Investment

Retail Plan: Rs. 5,000/- and in multiples of Re.1/- thereafter

Institutional Plan: Rs. 1 Crore and in multiples of Re.1/- thereafter

### Minimum Additional Investment Amount

Retail Plan: Rs. 1,000/- and in multiples of Re.1/- thereafter

Institutional Plan: Rs. 1 Lac and in multiples of Re.1/- thereafter

### Minimum Redemption Amount

Rs. 5,000/- and in multiples of Re.1/- thereafter

### Fund Manager

Mr. Kapil Punjabi

Experience : 3 years

Managing the fund since: 5 December, 2009

### AUM as on January 31st, 2010

Rs. 60.92 (in Cr.)

### Average Maturity

200.7 Days

### Modified Duration

200.7 Days

## Investment Objective

The objective of the Scheme is to provide reasonable returns, commensurate with moderate level of risk and high degree of liquidity, through a portfolio constituted of money market and debt instruments. However, there is no assurance that the investment objective of the Scheme will be realized and the Scheme does not assure or guarantee any returns.

## Portfolio

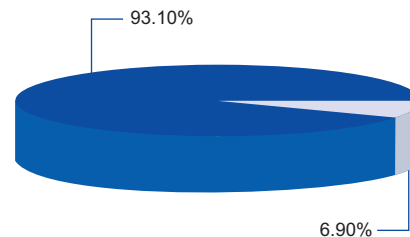
Name of Instrument	Rating	% of Net Assets
<b>MONEY MARKET INSTRUMENTS</b>		
<b>Certificate of Deposit**</b>		
ICICI Bank	A1+	22.94
Axis Bank	P1+	16.06
State Bank of Mysore	A1+	15.89
Federal Bank	P1+	8.03
ICICI Bank	A1+	7.89
State Bank of Patiala	P1+	7.40
<b>Total</b>		<b>78.21</b>
<b>Commercial Paper**</b>		
Indian Oil Corporation	P1+	7.92
Rural Electrification Corporation	A1+	6.97
<b>Total</b>		<b>14.89</b>
CBLO / Reverse Repo Investments		6.31
<b>Total</b>		<b>6.31</b>
<b>Cash &amp; Cash Equivalents</b>		
Net Receivable/Payable		0.59
<b>Total</b>		<b>0.59</b>
<b>Grand Total</b>		<b>100.00</b>

All corporate ratings are assigned by rating agencies like CRISIL, CARE, ICRA, FITCH.

\*\*Thinly traded/Non traded securities and illiquid securities as defined in SEBI Regulations and Guidelines.

## Asset Allocation

■ Money Market Instruments ■ Cash & Cash Equivalent



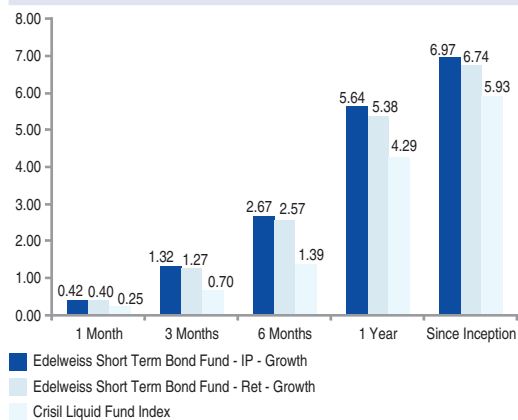
## Rating Profile

Sector/Rating	Percent
A1+	53.69%
P1+	39.41%
Cash & Equivalent	6.90%
<b>Total</b>	<b>100.00%</b>

## NAV as on 29th January, 2010

	Rs. Per Unit
Retail Plan - Dividend Daily Option	10.0000
Retail Plan - Dividend Weekly Option	10.0013
Retail Plan - Dividend Monthly Option	10.0350
Retail Plan - Dividend Fortnightly Option	10.0027
Retail Plan - Growth Option	10.9487
Institutional Plan - Dividend Daily Option	10.0000
Institutional Plan - Growth Option	10.9816

## Fund Performances VS Benchmark Index



\*\*Current year to date ratio to average AUM. AMC reserves the right to change the expense ratio within the limits prescribed in the Scheme Information Document.

## Performance as on 29th January, 2010

Scheme Name	NAV (29-Jan-10)	#Returns (In %)				
		1 Month	3 Months	6 Months	1 Year	*Since Inception
Edelweiss Short Term Bond Fund - IP - Growth***	10.9816	0.42	1.32	2.67	5.64	6.97
Edelweiss Short Term Bond Fund - Ret - Growth***	10.9487	0.40	1.27	2.57	5.38	6.74
Crisil Liquid Fund Index		0.25	0.70	1.39	4.29	5.93

Source: www.mutualfundsindia.com

Past performance may or may not be sustained in future.

\*Inception Date September 9, 2008

\*\*\*Performance of the dividend plan for the investor would be net of the dividend distribution tax, as applicable.

\*\*For <1 year, returns are Absolute, for >1 year, returns are CAGR

**Risk Factors:** Edelweiss Short Term Bond Fund (formerly Edelweiss Liquid Plus Fund) is only the name of the scheme and does not in any manner indicate either the quality of the scheme, its future prospects and return. All Mutual Fund and securities investments are subject to market risk and there can be no assurance that the schemes' objectives will be achieved. As with any investment in securities, the NAV of the Units issued under the Scheme can go up or down depending on the factors and forces affecting the capital markets. Past performance of the Sponsor and their Affiliates/AMC/Mutual Fund & its Scheme(s) does not indicate the future performance of the Scheme and may not necessarily provide a basis of comparison with other investments. Investment in Mutual Fund Units involves investment risks such as trading volumes, settlement risk, liquidity risk, default risk including the possible loss of principal. As the price / value / interest rates of the securities in which the scheme invests fluctuates, the value of your investment in the scheme may go up or down. Investors are not being offered any guaranteed / assured returns under any scheme of Edelweiss Mutual Fund.

**Statutory Details:** Edelweiss Mutual Fund is set up as a Trust under the Indian Trust Act, 1882 by Edelweiss Capital Limited. **Sponsor:** Edelweiss Capital Limited (ECL)(liability restricted to initial contribution of Rs. 1 Lac). **Trustee:** Edelweiss Trusteeship Company Limited (ETCL), a Company registered under the Companies Act, 1956 **Investment Manager:** Edelweiss Asset Management Limited (EAML), a Company registered under the Companies Act, 1956. Copy of the Statement of Additional Information (SAI) / Scheme Information Document (SID) and Key Information Memorandum (KIM) can be obtained from any of our Investor Services Centers as well as from our website www.edelweissmf.com. **Mutual Fund investments are subject to market risks. Please read the Statement of Additional Information (SAI) & Scheme Information Document (SID) of the respective schemes carefully before investing.**

# Edelweiss

## DIVERSIFIED GROWTH EQUITY (E.D.G.E.) fund



As on 31st January, 2010

### Scheme Features

#### Scheme Type

An Open Ended Equity Scheme

#### Benchmark

S&P CNX Nifty#

#### Date of Allotment

20th May 2009

#### Entry Load

Nil<sup>§</sup>

<sup>§</sup>In terms of SEBI circular no. SEBI/IMD/CIR No. 4/168230/09 dated June 30, 2009, no entry load will be charged by the Scheme to the investor effective August 1, 2009. Upfront commission shall be paid directly by the investor to the AMFI registered Distributors based on the investors' assessment of various factors including the service rendered by the distributor.

#### Exit Load

Plan A, Plan B & Plan C

- Upto 30 days - 1%
- Above 30 days - Nil

#### Plans

Plan A, Plan B & Plan C

(Default plan - If the investor fails to mention any plan - Plan A)

#### Total Expense Ratio (Current)\*\*

Plan A : 2.50%  
Plan B : 2.25%  
Plan C : 2.00%

#### Options

Growth and Dividend

#### Facilities (Under Dividend Option)

Reinvestment, Payout & Sweep Facility  
(Default facility - Dividend Reinvestment)

#### Default Option

Growth

#### Minimum Investment

Plan A - Rs. 1000/- and multiples of Re. 1/-  
Plan B - Rs. 5000/- and multiples of Re. 1/-  
Plan C - Rs. 10,000/- and multiples of Re. 1/-

#### Minimum Additional Investment Amount

Minimum of Rs. 1,000/- & in multiples of Re. 1/- thereafter.

#### Minimum Redemption Amount

Minimum of Rs. 1,000/- & in multiples of Re. 1/- thereafter.

#### Ratios

Standard deviation (Annualized) 21.23%  
Sharpe ratio -1.01  
Portfolio beta 0.98  
R squared 0.93

Risk Free Rate considered for the above = 7.75% pa. (10 year G sec bond)

Since the scheme has been launched on May 09 and the performance history is available only for a very short period Portfolio Turnover have not been computed for this month.

#### Fund Manager

Mr. Tarbir Shahpuri

Experience : 5 years

Managing the fund since inception

#### AUM as on January 31st, 2010

Rs. 17.03 (in Cr.)

### Investment Objective

The primary objective of the Fund is to generate long term capital growth from a diversified portfolio, investing predominantly in equity and equity related securities. However, there is no assurance that the investment objective of the Scheme will be realized and the Scheme does not assure or guarantee any returns.

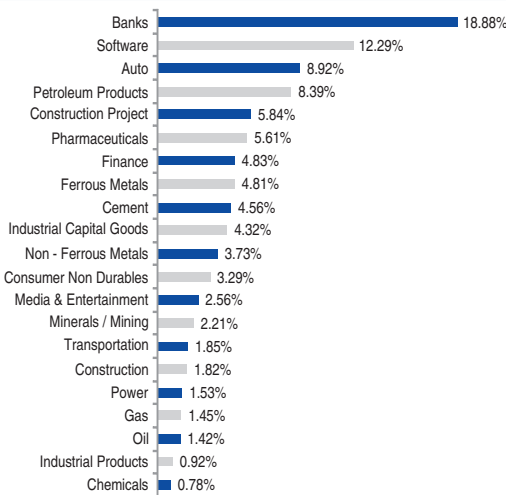
### Portfolio

Name of Instrument	Sector	% of Net Assets
<b>Equity &amp; Equity Related Instruments</b>		
<b>Listed / awaiting listing on the stock exchanges</b>		
<b>73.68</b>		
Sate Bank of India	Banks	3.00
Hindustan Zinc	Non - Ferrous Metals	2.75
Bajaj Auto	Auto	2.66
Kotak Mahindra Bank	Banks	2.58
Indian Oil Corporation	Petroleum Products	2.56
Tata Motors	Auto	2.43
Jaiprakash Associates	Cement	2.29
Oracle Financial Services Software	Software	2.24
Lanco Infotech	Construction Project	2.22
ICICI Bank	Banks	2.22
HCL Technologies	Software	2.15
Larsen & Toubro	Construction Project	2.08
Mphasis	Software	2.02
Ranbaxy Laboratories	Pharmaceuticals	1.78
Mangalore Refinery & Petrochemicals	Petroleum Products	1.69
Siemens	Industrial Capital Goods	1.65
Sesa Goa	Minerals / Mining	1.63
Dr. Reddy's Laboratories	Pharmaceuticals	1.60
Tata Consultancy Services	Software	1.57
Punjab National Bank	Banks	1.55
Crompton Greaves	Industrial Capital Goods	1.54
Bank of Baroda	Banks	1.53
Yes Bank	Banks	1.53
Syndicate Bank	Banks	1.51
Mahindra & Mahindra	Auto	1.49
Dabur India	Consumer Non Durables	1.34
Infrastructure Development Finance Company	Finance	1.30
Shriram Transport Finance Co.	Finance	1.18
JSW Steel	Ferrous Metals	1.14
Bharat Petroleum Corpn.	Petroleum Products	1.09
Asian Paints	Consumer Non Durables	1.09
Housing Development Finance Corporation	Finance	1.08
Patri Computer Systems	Software	1.07
Gujarat State Petronet	Gas	1.07
Cairn India	Oil	1.04
Jindal Steel & Power	Ferrous Metals	1.02
Sun TV Network	Media & Entertainment	0.98
IRB Infrastructure Developers	Transportation	0.92
Zee Entertainment Enterprises	Media & Entertainment	0.91
ACC	Cement	0.87
Essar Oil	Petroleum Products	0.85
Housing Development and Infrastructure	Construction	0.79
Tata Power Co.	Power	0.77
Jindal Saw	Ferrous Metals	0.76
Aurobindo Pharma	Pharmaceuticals	0.75
Bharat Forge	Industrial Products	0.68
Bhushan Steel	Ferrous Metals	0.62
Pidilite Industries	Chemicals	0.58
Indiabulls Real Estate	Construction	0.55
Jet Airways (India)	Transportation	0.44
CESC	Power	0.36
Shree Cements	Cement	0.20
<b>DERIVATIVES</b>		
NIFTY Index Future Feb 2010	Index Future	16.75
<b>Others</b>		
<b>Fixed Deposit</b>		
IDBI Bank	Unrated	5.29
HDFC Bank	Unrated	3.52
IDBI Bank	Unrated	2.35
IDBI Bank	Unrated	1.17
<b>CBLO / Reverse Repo Investments</b>		
<b>2.05</b>		
<b>Net Receivable/Payable</b>		
<b>11.93</b>		
<b>Grand Total</b>		
<b>100.00</b>		

#### Notes:

Total Exposure to derivative instruments (excluding reversed positions) as on 31/01/2010 : Rs.285.23 (Rs. in Lakhs)  
Fixed Deposit placed under margin : Rs.60 (Rs. in Lakhs)

### Sector Classification (% to equity holdings)



### NAV as on 29th January, 2010

### In Rs. Per Unit

Plan	NAV as on 29th January, 2010	In Rs. Per Unit
Plan A - Growth Option		12.35
Plan B - Growth Option		12.38
Plan C - Growth Option		12.40
Plan A - Dividend Option		12.35
Plan B - Dividend Option		12.38
Plan C - Dividend Option		12.40

### Performance as on 29th January, 2010

Scheme Name	NAV (29-Jan-10)	Absolute Returns (In %)				
		1 Month	3 Months	6 Months	*Since Inception	
Edelweiss Diversified Growth Equity Fund - Plan A - Growth***	12.35	-5.6532	3.8688	9.1954	23.5000	
Edelweiss Diversified Growth Equity Fund - Plan B - Growth***	12.38	-5.5682	3.9462	9.3639	23.8000	
Edelweiss Diversified Growth Equity Fund - Plan C - Growth***	12.40	-5.6317	4.0268	9.5406	24.0000	
S & P CNX Nifty		-6.1333	3.6154	5.2971	14.3300	

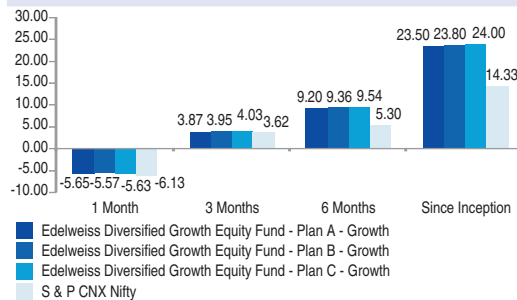
Source: www.mutualfundsindia.com

Past performance may or may not be sustained in future.

\*Inception Date May 20, 2009

\*\*\*Performance of the dividend plan for the investor would be net of the dividend distribution tax, as applicable.

### Fund Performances VS Benchmark Index



\*\*Current year to date ratio to average AUM. AMC reserves the right to change the expense ratio within the limits prescribed in the Scheme Information Document.

**Risk Factors:** Edelweiss Diversified Growth Equity (E.D.G.E.) Fund is only the name of the scheme and does not in any manner indicate either the quality of the scheme, its future prospects and return. All Mutual Fund and securities investments are subject to market risk and there can be no assurance that the schemes' objectives will be achieved. As with any investment in securities, the NAV of the Units issued under the Scheme can go up or down depending on the factors and forces affecting the capital markets. Past performance of the Sponsor and their Affiliates/AMC/Mutual Fund & its Scheme(s) does not indicate the future performance of the Scheme and may not necessarily provide a basis of comparison with other investments. Investment in Mutual Fund Units involves investment risks such as trading volumes, settlement risk, liquidity risk, default risk including the possible loss of principal. As the price / value / interest rates of the securities in which the scheme invests fluctuates, the value of your investment in the scheme may go up or down. Investors are not being offered any guaranteed / assured returns under any scheme of Edelweiss Mutual Fund.

**#Disclaimer:** "S&P®" and "Standard and Poor's®" are trademarks of the McGraw-hill Companies, Inc. ("S&P"), and have been licensed for use by India Index Services & Products Limited in connection with the S&P CNX Nifty Index. "The Product is not sponsored, endorsed, sold or promoted by India Index Services & Products Limited ("IISL") or Standard & Poor's, a division of The McGraw-Hill Companies, Inc. ("S&P"). Neither IISL nor S&P makes any representation or warranty, express or implied, to the owners of the Product or any member of the public regarding the advisability of investing in securities generally or in the Product. Please read the full Disclaimers in relation to the S&P CNX Nifty Index in the Offer Document / Prospectus / Information Statement."

**Statutory Details:** Edelweiss Mutual Fund is set up as a Trust under the Indian Trust Act, 1882 by Edelweiss Capital Limited. **Sponsor:** Edelweiss Capital Limited (ECL)(liability restricted to initial contribution of Rs. 1 Lac). **Trustee:** Edelweiss Trusteeship Company Limited (ETCL), a Company registered under the Companies Act, 1956. **Investment Manager:** Edelweiss Asset Management Limited (EAML), a Company registered under the Companies Act, 1956. Copy of the Statement of Additional Information (SAI) / Scheme Information Document (SID) and Key Information Memorandum (KIM) can be obtained from any of our Investor Services Centers as well as from our website www.edelweissmf.com. **Mutual Fund investments are subject to market risks. Please read the Statement of Additional Information (SAI) & Scheme Information Document (SID) of the respective schemes carefully before investing.**

# Edelweiss Nifty Enhancer fund<sup>#</sup>



As on 31st January, 2010

## Scheme Features

### Scheme Type

An Open Ended Equity Scheme

### Benchmark

S & P CNX Nifty

### Date of Allotment

16th June 2009

### Entry Load

Nil<sup>§</sup>

<sup>§</sup>In terms of SEBI circular no. SEBI/IMD/CIR No. 4/168230/09 dated June 30, 2009, no entry load will be charged by the Scheme to the investor effective August 1, 2009. Upfront commission shall be paid directly by the investor to the AMFI registered Distributors based on the investors' assessment of various factors including the service rendered by the distributor.

### Exit Load

Plan A, Plan B & Plan C

- Upto 30 days - 1%
- Above 30 days - Nil

### Plans

Plan A, Plan B & Plan C

(Default plan - Applications not mentioning a particular Plan will be deemed to have opted for Plan A.)

### Total Expense Ratio (Current)\*\*

Plan A : 1.25%

Plan B : 1.25%

Plan C : 1.25%

### Options

Growth and Dividend

### Facilities (Under Dividend Option)

Reinvestment, Payout & Sweep Facility  
(Default facility - Dividend Reinvestment)

### Default Option

Growth

### Minimum Investment

Plan A - Rs. 1000/- and multiples of Re. 1/-

Plan B - Rs. 5000/- and multiples of Re. 1/-

Plan C - Rs. 10,000/- and multiples of Re. 1/-

### Minimum Additional Investment Amount

Minimum of Rs. 1000/- and in multiples of Re. 1/- thereafter

### Minimum Redemption Amount

Minimum of Rs. 1000/- and in multiples of Re. 1/- thereafter

### Ratios

Standard deviation (Annualized) 16.10%

Sharpe ratio -1.47

Portfolio beta 1.00

R squared 0.94

Risk Free Rate considered for the above = 7.75% pa. (10 year G sec bond)

Since the scheme has been launched on Jun 09 and the performance history is available only for a very short period Portfolio Turnover have not been computed for this month.

### Fund Manager

Mr. Gaurav Khandelwal

Experience : 6 years

Managing the fund since inception

### AUM as on January 31st, 2010

Rs. 11.56 (in Cr.)

## Investment Objective

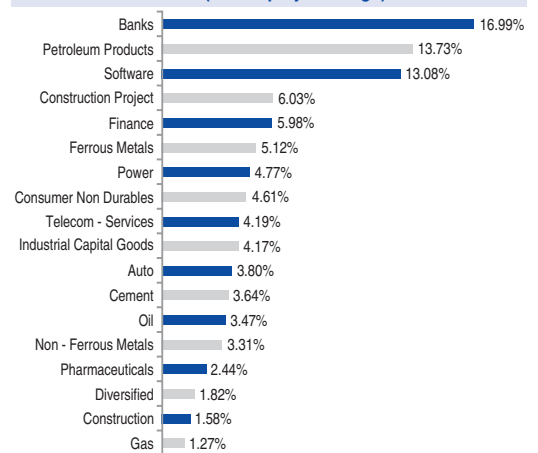
The primary objective of the Fund is to generate capital appreciation and income distribution by investing in a portfolio that endeavours to outperform the S & P CNX Nifty Index. However, there is no assurance that the investment objective of the scheme will be realized and the scheme does not assure or guarantee any returns. "Edelweiss Nifty Enhancer Fund" is only the name of the Fund. The scheme is not an Index Fund. The equity stocks/ weightages of the equity stocks in the scheme Portfolio may differ vis-à-vis the underlying stocks of Nifty Index.

## Portfolio

Name of Instrument	Sector	% of Net Assets
<b>Equity &amp; Equity Related Instruments Listed / awaiting listing on the stock exchanges</b>		
Reliance Industries	Petroleum Products	2.99
Infosys Technologies	Software	1.92
ICICI Bank	Banks	1.50
Larsen & Toubro	Construction Project	1.37
ITC	Consumer Non Durables	1.04
Housing Development Finance Corporation	Finance	0.97
HDFC Bank	Banks	0.89
State Bank of India	Banks	0.86
Bharat Heavy Electricals	Industrial Capital Goods	0.62
Bharti Airtel	Telecom - Services	0.61
Tata Consultancy Services	Software	0.60
Oil & Natural Gas Corpn	Oil	0.60
Tata Steel	Ferrous Metals	0.56
Sterilite Industries ( India )	Non - Ferrous Metals	0.49
Hindustan Unilever	Diversified	0.41
Axis Bank	Banks	0.40
Jindal Steel & Power	Ferrous Metals	0.39
Tata Power Co.	Power	0.35
Mahindra & Mahindra	Auto	0.34
Wipro	Software	0.31
NTPC	Power	0.30
Maruti Suzuki India	Auto	0.30
Grasim Industries	Cement	0.29
GAIL (India)	Gas	0.29
Cipla	Pharmaceuticals	0.26
Hindalco Industries	Non - Ferrous Metals	0.26
Jaiprakash Associates	Cement	0.25
Reliance Infrastructure	Power	0.24
Infrastructure Development Finance Company	Finance	0.23
Hero Honda Motors	Auto	0.23
Steel Authority of India	Ferrous Metals	0.20
DLF	Construction	0.20
Punjab National Bank	Banks	0.19
Reliance Communications	Telecom - Services	0.19
Cairn India	Oil	0.19
Sun Pharmaceuticals Industries	Pharmaceuticals	0.18
Unitech	Construction	0.16
Industrial Capital Goods	Industrial Capital Goods	0.16
Idea Cellular	Telecom - Services	0.15
Reliance Capital	Finance	0.15
ACC	Cement	0.15
Ambuja Cement	Cement	0.14
ABB	Industrial Capital Goods	0.14
HCL Technologies	Software	0.12
Bharat Petroleum Corpn.	Petroleum Products	0.12
Ranbaxy Laboratories	Pharmaceuticals	0.11
Power Grid Corporation of India	Power	0.11
Reliance Power	Power	0.09
Suzlon Energy	Industrial Capital Goods	0.03
<b>Listed / awaiting listing on the stock exchanges: Reversed Positions</b>		
Tata Teleservices (Maharashtra) Feb 2010	Telecom - Services	(0.46)
Tata Teleservices (Maharashtra)	Telecom - Services	0.46
Reliance Industries Feb 2010	Petroleum Products	(1.09)
Reliance Industries	Petroleum Products	1.09
Reliance Infrastructure Feb 2010	Power	(1.99)
Reliance Infrastructure	Power	1.98
Jaiprakash Associates Feb 2010	Cement	(3.03)
Jaiprakash Associates	Cement	3.02
ICFI Feb 2010	Finance	(3.54)
ICFI	Finance	3.53
IDBI Bank Feb 2010	Banks	(5.31)
IDBI Bank	Banks	5.29
Essar Oil Feb 2010	Petroleum Products	(5.72)
Essar Oil	Petroleum Products	5.70
Kingfisher Airlines Feb 2010	Transportation	(7.44)
Kingfisher Airlines	Transportation	7.41
Indiabulls Real Estate Feb 2010	Construction	(7.53)
Indiabulls Real Estate	Construction	7.49
K.S. Oils Feb 2010	Consumer Non Durables	(7.60)
K.S. Oils	Consumer Non Durables	7.61
<b>DERIVATIVES</b>		
NIFTY Index Future Feb 2010	Index Future	76.99
<b>Others</b>		
<b>Fixed Deposit</b>		
HDFC Bank	Unrated	8.57
HDFC Bank	Unrated	17.13
<b>CBLO / Reverse Repo Investments</b>		
<b>Net Receivable/Payable</b>		
<b>0.59</b>		
<b>Grand Total</b>		
<b>100.00</b>		

**Notes:**  
Total Exposure to derivative instruments (excluding reversed positions) as on 31/01/2010 : Rs. 889.81 (Rs. in Lakhs)  
Fixed Deposit placed under margin : Rs. 297 (Rs. in Lakhs)

## Sector Classification (% to equity holdings)



## NAV as on 29th January, 2010

## In Rs. Per Unit

Plan A - Growth Option	10.96
Plan B - Growth Option	10.89
Plan A - Dividend Option	9.99
Plan B - Dividend Option	10.89

## Performance as on 29th January, 2010

Scheme Name	NAV (29-Jan-10)	Absolute Returns (In %)			
		1 Month	3 Months	6 Months	Since Inception
Edelweiss Nifty Enhancer Fund - Plan A - Growth***	10.96	-6.2446	3.6496	---	9.6000~
Edelweiss Nifty Enhancer Fund - Plan B - Growth***	10.89	-6.2015	3.9122	5.8309	8.9000*
Edelweiss Nifty Enhancer Fund - Plan C^ - Growth***	-	-	-	-	-
S & P CNX Nifty	-	-6.1333	3.6154	5.2971	8.0600*
S & P CNX Nifty	-	-	-	-	9.5244~

Source: www.mutualfundsindia.com

Past performance may or may not be sustained in future.

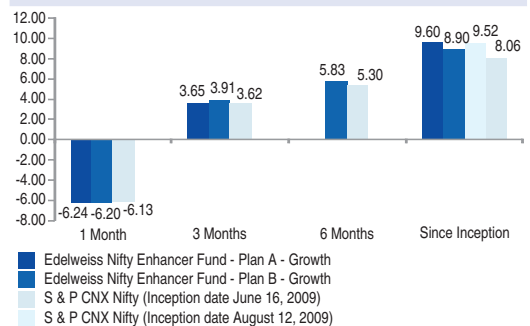
~Inception Date August 12, 2009

\*Inception Date June 16, 2009

\*\*\*Performance of the dividend plan for the investor would be net of the dividend distribution tax, as applicable.

^Since there are no investors in the plan, performance data has not been provided.

## Fund Performances VS Benchmark Index



\*\*Current year to date ratio to average AUM. AMC reserves the right to change the expense ratio within the limits prescribed in the Scheme Information Document.

**Risk Factors:** Edelweiss Nifty Enhancer Fund is only the name of the scheme and does not in any manner indicate either the quality of the scheme, its future prospects and return. All Mutual Fund and securities investments are subject to market risk and there can be no assurance that the schemes' objectives will be achieved. As with any investment in securities, the NAV of the Units issued under the Scheme can go up or down depending on the factors and forces affecting the capital markets. Past performance of the Sponsor and their Affiliates/AMC/Mutual Fund & its Scheme(s) does not indicate the future performance of the Scheme and may not necessarily provide a basis of comparison with other investments. Investment in Mutual Fund Units involves investment risks such as trading volumes, settlement risk, liquidity risk, default risk including the possible loss of principal. As the price / value / interest rates of the securities in which the scheme invests fluctuates, the value of your investment in the scheme may go up or down. Investors are not being offered any guaranteed / assured returns under any scheme of Edelweiss Mutual Fund.

**#Disclaimer:** "S&P®" and "Standard and Poor's®" are trademarks of the McGraw-hill Companies, Inc. ("S&P"), and have been licensed for use by India Index Services & Products Limited in connection with the S&P CNX Nifty Index. "The Product is not sponsored, endorsed, sold or promoted by India Index Services & Products Limited ("IISL") or Standard & Poor's, a division of The McGraw-Hill Companies, Inc. ("S&P"). Neither IISL nor S&P makes any representation or warranty, express or implied, to the owners of the Product or any member of the public regarding the advisability of investing in securities generally or in the Product. Please read the full Disclaimers in relation to the S&P CNX Nifty Index in the Offer Document / Prospectus / Information Statement."

**Statutory Details:** Edelweiss Mutual Fund is set up as a Trust under the Indian Trust Act, 1882 by Edelweiss Capital Limited. **Sponsor:** Edelweiss Capital Limited (ECL) (liability restricted to initial contribution of Rs. 1 Lac). **Trustee:** Edelweiss Trusteeship Company Limited (ETCL), a Company registered under the Companies Act, 1956. **Investment Manager:** Edelweiss Asset Management Limited (EAML), a Company registered under the Companies Act, 1956. Copy of the Statement of Additional Information (SAI) / Scheme Information Document (SID) and Key Information Memorandum (KIM) can be obtained from any of our Investor Services Centers as well as from our website www.edelweissmf.com. **Mutual Fund investments are subject to market risks. Please read the Statement of Additional Information (SAI) & Scheme Information Document (SID) of the respective schemes carefully before investing.**

## Scheme Features

### Scheme Type

An Open Ended Gilt scheme

### Benchmark

I-Sec Composite Gilt Index

### Date of Allotment

6th July 2009

### Entry Load

Nil<sup>§</sup>

<sup>§</sup>In terms of SEBI circular no. SEBI/IMD/CIR No. 4/168230/09 dated June 30, 2009, no entry load will be charged by the Scheme to the investor effective August 1, 2009. Upfront commission shall be paid directly by the investor to the AMFI registered Distributors based on the investors' assessment of various factors including the service rendered by the distributor.

### Exit Load

- Upto 7 days - 0.10%
- Above 7 days - Nil

### Total Expense Ratio (Current)\*\*

1.25%

### Options

Growth and Dividend

### Facilities (Under Dividend Option)

Dividend Payout, Dividend Sweep & Dividend Reinvestment

### Default Option

Growth

### Minimum Investment

Minimum of Rs. 5,000/- and in multiples of Re. 1/- thereafter.

### Minimum Additional Investment Amount

Minimum of Rs. 1,000/- and in multiples of Re. 1/- thereafter.

### Minimum Redemption Amount

Minimum of Rs. 1000/- and in multiples of Re. 1/- thereafter

### Fund Manager

Mr. Kapil Punjabi  
Experience : 3 years  
Managing the fund since 5 December, 2009

### AUM as on January 31st, 2010

Rs. 0.29 (in Cr.)

### Average Maturity

19.05 Years

### Modified Duration

8.21 Years

## Investment Objective

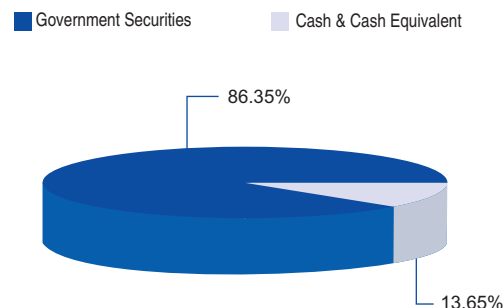
The investment objective of the scheme is to generate income and capital appreciation by investing predominantly in securities issued by the Government of India or State Governments. However, there is no assurance that the investment objective of the Scheme will be realized and the scheme does not assure or guarantee any returns.

## Portfolio

Name of Instrument	Rating	% of Net Assets
<b>CENTRAL GOVERNMENT SECURITIES</b>		
08.28% CGL 2032	SOV	86.35
<b>Total</b>		<b>86.35</b>
CBLO / Reverse Repo Investments		10.35
<b>Total</b>		<b>10.35</b>
<b>Cash &amp; Cash Equivalents</b>		
Net Receivable/Payable		3.30
<b>Total</b>		<b>3.30</b>
<b>Grand Total</b>		<b>100.00</b>

\* Total Exposure to illiquid securities is 0.00% of the portfolio, i.e. Rs. 0.00 lakh

## Asset Allocation



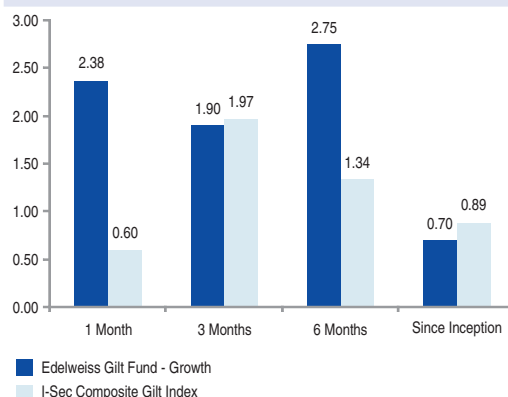
## Rating Profile

Sector/Rating	Percent
SOV	86.35%
Cash & Equivalent	13.65%
<b>Total</b>	<b>100.00%</b>

## NAV as on 29th January, 2010

Plan	Rs. Per Unit
Retail Plan - Dividend Option	10.0704
Retail Plan - Growth Option	10.0704

## Fund Performances VS Benchmark Index



\*\*Current year to date ratio to average AUM. AMC reserves the right to change the expense ratio within the limits prescribed in the Scheme Information Document.

## Performance as on 29th January, 2010

Scheme Name	NAV (29-Jan-10)	Absolute Returns (In %)			
		1 Month	3 Months	6 Months	*Since Inception
Edelweiss Gilt Fund - Growth***	10.0704	2.38	1.90	2.75	0.70
I-Sec Composite Gilt Index		0.60	1.97	1.34	0.89

Source: www.mutualfundsindia.com

Past performance may or may not be sustained in future.

\*Inception Date July 6, 2009

\*\*\*Performance of the dividend plan for the investor would be net of the dividend distribution tax, as applicable.

**Risk Factors:** Edelweiss Gilt Fund is only the name of the scheme and does not in any manner indicate either the quality of the scheme, its future prospects and return. All Mutual Fund and securities investments are subject to market risk and there can be no assurance that the schemes' objectives will be achieved. As with any investment in securities, the NAV of the Units issued under the Scheme can go up or down depending on the factors and forces affecting the capital markets. Past performance of the Sponsor and their Affiliates/AMC/Mutual Fund & its Scheme(s) does not indicate the future performance of the Scheme and may not necessarily provide a basis of comparison with other investments. Investment in Mutual Fund Units involves investment risks such as trading volumes, settlement risk, liquidity risk, default risk including the possible loss of principal. As the price / value / interest rates of the securities in which the scheme invests fluctuates, the value of your investment in the scheme may go up or down. Investors are not being offered any guaranteed / assured returns under any scheme of Edelweiss Mutual Fund.

**Statutory Details:** Edelweiss Mutual Fund is set up as a Trust under the Indian Trust Act, 1882 by Edelweiss Capital Limited. **Sponsor:** Edelweiss Capital Limited (ECL)(liability restricted to initial contribution of Rs. 1 Lakh). **Trustee:** Edelweiss Trusteeship Company Limited (ETCL), a Company registered under the Companies Act, 1956 **Investment Manager:** Edelweiss Asset Management Limited (EAML), a Company registered under the Companies Act, 1956. Copy of the Statement of Additional Information (SAI) / Scheme Information Document (SID) and Key Information Memorandum (KIM) can be obtained from any of our Investor Services Centers as well as from our website www.edelweissmf.com. **Mutual Fund investments are subject to market risks. Please read the Statement of Additional Information (SAI) & Scheme Information Document (SID) of the respective schemes carefully before investing.**

# Edelweiss Absolute Return Equity fund



As on 31st January, 2010

## Scheme Features

### Scheme Type

An Open Ended Equity Scheme

### Benchmark

CRISIL MIP Blended Index

### Date of Allotment

20th August 2009

### Entry Load

Nil<sup>§</sup>

<sup>§</sup>In terms of SEBI circular no. SEBI/IMD/CIR No. 4/168230/09 dated June 30, 2009, no entry load will be charged by the Scheme to the investor effective August 1, 2009. Upfront commission shall be paid directly by the investor to the AMFI registered Distributors based on the investors' assessment of various factors including the service rendered by the distributor.

### Exit Load

- Upto 30 days - 1%
- Above 30 days - Nil

### Total Expense Ratio (Current)\*\*

1.25%

### Options

Growth and Dividend

### Facilities (Under Dividend Option)

Reinvestment, Payout & Sweep Facility  
(Default facility - Dividend Reinvestment)

### Default Option

Growth

### Minimum Investment

Minimum of Rs. 5,000/- and in multiples of Re. 1/- thereafter.

### Minimum Additional Investment Amount

Minimum of Rs. 1000/- and in multiples of Re. 1/- thereafter

### Minimum Redemption Amount

Minimum of Rs. 1000/- and in multiples of Re. 1/- thereafter

### Ratios

Standard deviation (Annualized)	5.93%
Sharpe ratio	-0.78
Portfolio beta	0.82
R squared	0.77

Risk Free Rate considered for the above = 7.75% pa. (10 year G sec bond)

Since the scheme has been launched on Aug 09 and the performance history is available only for a very short period Portfolio Turnover have not been computed for this month.

### Fund Manager

Mr. Tarbir Shahpuri

Experience : 5 years

Managing the fund since inception

### AUM as on January 31st, 2010

Rs. 15.14 (in Cr.)

## Investment Objective

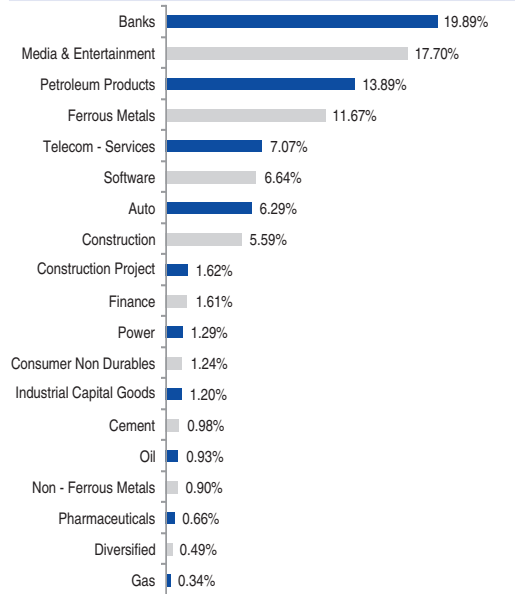
The primary objective of the scheme will be to generate absolute returns with low volatility over a longer tenure of time. The scheme will invest in arbitrage opportunities, equity derivative strategies, pure equity investments and the balance in debt and money market instruments. The Scheme proposes to allocate assets to both equity and debt markets based upon the market view. However there is no assurance that the investment objective of the scheme will be realized.

## Portfolio

Name of Instrument	Sector	% of Net Assets
<b>Equity &amp; Equity Related Instruments Listed / awaiting listing on the stock exchanges</b>		
<b>65.83</b>		
ICI Bank	Banks	2.51
Idea Cellular	Telecom - Services	2.27
Tata Steel	Ferrous Metals	2.17
Punjab National Bank	Banks	2.01
Indian Oil Corporation	Petroleum Products	1.96
Tata Motors	Auto	1.95
Housing Development and Infrastructure	Construction	1.92
JSW Steel	Ferrous Metals	1.90
Canara Bank	Banks	1.89
Hindustan Petroleum Corporation	Petroleum Products	1.82
Reliance Industries	Petroleum Products	1.32
Infinite Computer Solutions (India) #	Software	1.15
Infosys Technologies	Software	0.85
Larsen & Toubro	Construction Project	0.60
ITC	Consumer Non Durables	0.46
Housing Development Finance Corporation	Finance	0.43
HDFC Bank	Banks	0.40
State Bank of India	Banks	0.38
Bharat Heavy Electricals	Industrial Capital Goods	0.27
Bharti Airtel	Telecom - Services	0.27
Tata Consultancy Services	Software	0.27
Oil & Natural Gas Corpn	Oil	0.26
Sterlite Industries ( India )	Non - Ferrous Metals	0.22
Hindustan Unilever	Diversified	0.18
Axis Bank	Banks	0.18
Jindal Steel & Power	Ferrous Metals	0.17
Tata Power Co.	Power	0.15
Mahindra & Mahindra	Auto	0.15
Wipro	Software	0.14
NTPC	Power	0.13
Maruti Suzuki India	Auto	0.13
Grasim Industries	Cement	0.13
GAIL (India)	Gas	0.13
Hindalco Industries	Non - Ferrous Metals	0.12
Cipla	Pharmaceuticals	0.11
Jaiprakash Associates	Cement	0.11
Reliance Infrastructure	Power	0.10
Infrastructure Development Finance Company	Finance	0.10
Hero Honda Motors	Auto	0.10
Steel Authority of India	Ferrous Metals	0.09
DLF	Construction	0.09
Reliance Communications	Telecom - Services	0.08
Calm India	Oil	0.08
Sun Pharmaceuticals Industries	Pharmaceuticals	0.08
Siemens	Industrial Capital Goods	0.07
Unitech	Construction	0.07
Reliance Capital	Finance	0.07
ACC	Cement	0.07
Ambuja Cement	Cement	0.06
ABB	Industrial Capital Goods	0.06
HCL Technologies	Software	0.06
Bharat Petroleum Corpn.	Petroleum Products	0.05
Ranbaxy Laboratories	Pharmaceuticals	0.05
Power Grid Corporation of India	Power	0.05
Reliance Power	Power	0.04
Suzlon Energy	Industrial Capital Goods	0.04
<b>Listed / awaiting listing on the stock exchanges: Reversed Positions</b>		
IDBI Bank Feb 2010	Banks	(0.77)
IDBI Bank	Banks	0.77
India Infoline Feb 2010	Finance	(1.18)
India Infoline	Finance	1.17
Reliance Natural Resources Feb 2010	Gas	(1.52)
Reliance Natural Resources	Gas	1.52
Jaiprakash Associates Feb 2010	Cement	(1.54)
Jaiprakash Associates	Cement	1.54
Kingfisher Airlines Feb 2010	Transportation	(1.84)
Kingfisher Airlines	Transportation	1.83
Essar Oil Feb 2010	Petroleum Products	(2.57)
Essar Oil	Petroleum Products	2.56
Reliance Industries Feb 2010	Petroleum Products	(4.15)
Reliance Industries	Petroleum Products	4.15
Zee Entertainment Enterprises Feb 2010	Media & Entertainment	(6.04)
Zee News	Media & Entertainment	6.56
Indiabulls Real Estate Feb 2010	Construction	(6.96)
Indiabulls Real Estate	Construction	6.92
K.S. Oils Feb 2010	Consumer Non Durables	(8.29)
K.S. Oils	Consumer Non Durables	8.30
<b>DERIVATIVES</b>		
NIFTY Index Future Feb 2010	Index Future	(20.29)
<b>Others</b>		
<b>Fixed Deposit</b>		
IDBI Bank	Unrated	6.61
HDFC Bank	Unrated	6.54
HDFC Bank	Unrated	3.37
HDFC Bank	Unrated	3.30
IDBI Bank	Unrated	2.97
<b>CBLO / Reverse Repo Investments</b>		
<b>10.04</b>		
<b>Net Receivable/Payable</b>		
<b>1.34</b>		
<b>Grand Total</b>		
<b>100.00</b>		
<b>Notes:</b>		
Total Exposure to derivative instruments (excluding reversed positions) as on 31/01/2010: Rs. -307.17 (Rs. in Lakhs)		
Fixed Deposit placed under margin : Rs. 200 (Rs. in Lakhs)		
#Pending Listing on Stock Exchange		

\*\*Current year to date ratio to average AUM. AMC reserves the right to change the expense ratio within the limits prescribed in the Scheme Information Document.

## Sector Classification (% to equity holdings)



## NAV as on 29th January, 2010

	In Rs. Per Unit
Growth Option	10.06
Dividend Option	10.06

## Performance as on 29th January, 2010

Scheme Name	NAV (29-Jan-10)	Absolute Returns (In %)		
		1 Month	3 Months	*Since Inception
Edelweiss Absolute Return Equity Fund - Growth***	10.06	-0.6910	1.6161	0.6000
CRISIL MIP Blended Index		-0.4587	2.0922	3.6973

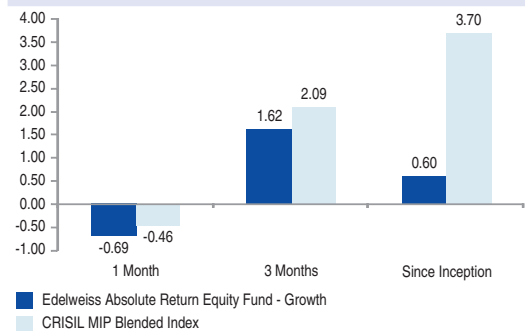
Source: www.mutualfundsindia.com

Past performance may or may not be sustained in future.

\*Inception Date August 20, 2009

\*\*\*Performance of the dividend plan for the investor would be net of the dividend distribution tax, as applicable.

## Fund Performances VS Benchmark Index



**Risk Factors:** Edelweiss Absolute Return Equity Fund is only the name of the scheme and does not in any manner indicate either the quality of the scheme, its future prospects and return. All Mutual Fund and securities investments are subject to market risk and there can be no assurance that the schemes' objectives will be achieved. As with any investment in securities, the NAV of the Units issued under the Scheme can go up or down depending on the factors and forces affecting the capital markets. Past performance of the Sponsor and their Affiliates/AMC/Mutual Fund & its Scheme(s) does not indicate the future performance of the Scheme and may not necessarily provide a basis of comparison with other investments. Investment in Mutual Fund Units involves investment risks such as trading volumes, settlement risk, liquidity risk, default risk including the possible loss of principal. As the price / value / interest rates of the securities in which the scheme invests fluctuates, the value of your investment in the scheme may go up or down. Investors are not being offered any guaranteed / assured returns under any scheme of Edelweiss Mutual Fund.

**Statutory Details:** Edelweiss Mutual Fund is set up as a Trust under the Indian Trust Act, 1882 by Edelweiss Capital Limited. **Sponsor:** Edelweiss Capital Limited (ECL) (liability restricted to initial contribution of Rs. 1 Lac). **Trustee:** Edelweiss Trusteeship Company Limited (ETCL), a Company registered under the Companies Act, 1956 **Investment Manager:** Edelweiss Asset Management Limited (EAML), a Company registered under the Companies Act, 1956. Copy of the Statement of Additional Information (SAI) / Scheme Information Document (SID) and Key Information Memorandum (KIM) can be obtained from any of our Investor Services Centers as well as from our website www.edelweissmf.com. **Mutual Fund investments are subject to market risks. Please read the Statement of Additional Information (SAI) & Scheme Information Document (SID) of the respective schemes carefully before investing.**