

Note: Edelweiss Maiden Opportunities Fund Series 1 (a closed ended scheme) was converted into Edelweiss Recently Listed IPO Fund (an open ended scheme) and is now open for investment effective from June 29, 2021.

Investment Objective

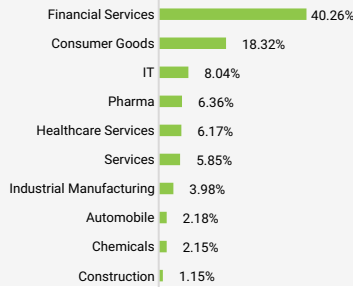
(As on 30th June, 2021)

The investment objective of the Scheme is to seek to provide capital appreciation by investing in equity and equity related securities of recently listed 100 companies or upcoming Initial Public Offers (IPOs). However, there can be no assurance that the investment objective of the Scheme will be realised.

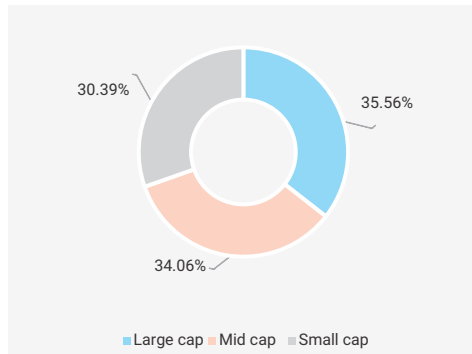
Top Holdings as on June 30, 2021

Name of Instrument	Industry	% to Net Assets
Dixon Technologies (india) Ltd.	Consumer Goods	6.76%
Avenue Supermarts Ltd.	Consumer Goods	5.39%
Metropolis Healthcare Ltd.	Healthcare Services	5.12%
Gland Pharma Ltd.	Pharma	4.92%
ICICI Lombard General Insurance Co. Ltd.	Financial Services	4.51%
HDFC Life Insurance Company Ltd.	Financial Services	4.45%
HDFC Asset Management Company Ltd.	Financial Services	4.32%
Indian Railway Catering & Tou. Corp. Ltd.	Services	4.24%
Amber Enterprises India Ltd.	Consumer Goods	4.06%
Aavas Financiers Ltd.	Financial Services	3.89%
SBI Life Insurance Company Ltd.	Financial Services	3.55%
Central Depository Services (i) Ltd.	Financial Services	3.51%
AU Small Finance Bank Ltd.	Financial Services	3.36%
Polycab India Ltd.	Industrial Manufacturing	2.95%
Affle (india) Ltd.	IT	2.73%
Indian Energy Exchange Ltd.	Financial Services	2.67%
Bandhan Bank Ltd.	Financial Services	2.66%
SBI Cards & Payment Services Ltd.	Financial Services	2.55%
Fine Organic Industries Ltd.	Chemicals	2.15%
Larsen & Toubro Infotech Ltd.	IT	2.00%
Computer Age Management Services Ltd.	Financial Services	1.96%
Happiest Minds Technologies Ltd.	IT	1.69%
L&T Technology Services Ltd.	IT	1.62%
Laurus Labs Ltd.	Pharma	1.44%
Creditaccess Grameen Ltd.	Financial Services	1.23%
Mahindra Logistics Ltd.	Services	1.18%
Indigo Paints Ltd.	Consumer Goods	1.16%
Sona Blw Precision Forgings Ltd.	Automobile	1.13%
TCNS Clothing Company Ltd.	Textiles	1.08%
Nippon Life India Asset Management Ltd.	Financial Services	1.05%
Other		10.67%

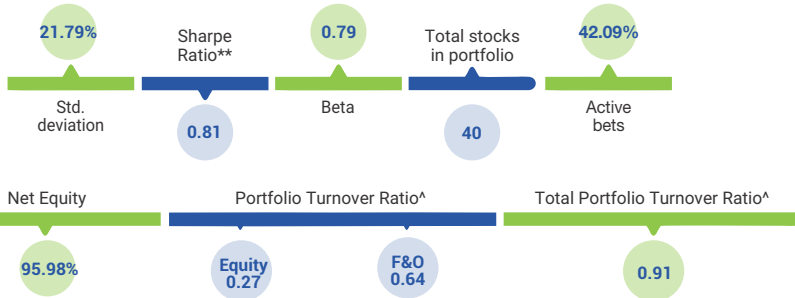
Portfolio Analysis: Sector-Wise



Market Capitalization (% of total)



Quantitative indicators As on June 30, 2021



**Risk free rate of return (FIMMDA Overnight MIBOR) 3.36%

Fund Performance as on June 30, 2021

Period	Scheme - Regular Plan		Benchmark (India Recent 100 TR Index)		Additional Benchmark (Nifty 50 TR Index)	
	Returns*	Value of Rs. 10000 Invested	Returns*	Value of Rs. 10000 Invested	Returns*	Value of Rs. 10000 Invested
1 Year	74.95%	17,495	59.29%	15,929	54.58%	15,458
3 Year	20.97%	17,719	12.33%	14,183	15.00%	15,220
5 Year	NA	NA	NA	NA	NA	NA
Since Inception - Regular Plan	16.78%	16,824	9.33%	13,486	14.63%	15,809

Past performance may or may not be sustained in future and should not be used as a basis for comparison with other investments. * CAGR Return.

Notes:

- Different plans shall have different expense structure. The performance details provided herein are of Regular Plan of Edelweiss Recently Listed IPO Fund. Returns are for Growth Option only. In case the start/end date is non business day, the NAV of previous day is used for computation.
- The scheme is currently managed by Mr. Bharat Lahoti and Mr. Bhavesh Jain (Managing since Feb 22, 2018). Please refer page no. 45 for name of the other schemes currently managed by the Fund Managers and relevant scheme for performance.
- Standard deviation and Sharpe ratio are annualized.
- ^ Lower of sales or purchase divided by average AUM for last rolling 12 months.
- Active bets are those where the fund have exposure away from the weightage as compared to benchmark. Source: Bloomberg.

Inception Date 22-Feb-18

Fund Managers Details

Fund Managers	Experience	Managing Since
Mr. Bharat Lahoti	13 years	22-Feb-18
Mr. Bhavesh Jain	11 years	22-Feb-18

Fund Size

Month End AUM	Monthly Average AUM
Rs. 431.09 Crore	Rs. 463.97 Crore

NAV (as on June 30, 2021)

Direct Plan IDCW Option	17.0705
Direct Plan Growth Option	17.0704
Regular Plan IDCW Option	16.8239
Regular Plan Growth Option	16.8242

Minimum Investment Amount

Rs. 5,000/- and in multiples of Re. 1

Additional investment amount

Rs. 500/- and in multiples of Re. 1/-thereafter

Exit Load

Upto 180 days : 2%
After 180 days : Nil

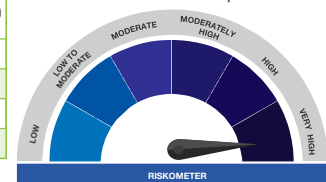
Total Expense Ratios~:

Regular Plan	2.42%
Direct Plan	1.27%

This product is suitable for investors who are seeking*

- Long-term capital growth.
- Investment in equity and equity-related securities recently listed 100 companies or upcoming Initial Public Offer (IPOs)

*Investors should consult their financial advisers if in doubt about whether the product is suitable for them.



Investors understand that their principal will be at Very High Risk